

## Annual Review of Major Events in Parks 2018/19 and Consultation on Future Events: Summary report

This report was created on Monday 03 February 2020 at 09:57.

The consultation ran from 13/11/2019 to 18/12/2019.

### Contents

Question 1: Are you completing this survey as:	6
public/organisation	6
Which organisation	6
Question 1: How satisfied or dissatisfied were you with:	7
Dusherra: Satisfaction level - The cleanliness/ litter levels on the site during the event	7
Dusherra: Satisfaction level - Noise levels generated by the event	7
Dusherra: Satisfaction level - Clearing up after the event	8
Dusherra: Satisfaction level - Management of vehicle movement during the build up and breakdown of the event	8
Dusherra: Satisfaction level - Management of traffic around the site during the event	9
Question 2: Do you feel the event was on site for:	9
Dusherra: Length of event	9
Question 3: Do you have any other comments on the event?	10
Dusherra: Any other comments	10
Question 1: How satisfied or dissatisfied were you with:	10
Samhuinn Fire Festival: Satisfaction level - The cleanliness/ litter levels on the site during the event	10
Samhuinn Fire Festival: Satisfaction level - Noise levels generated by the event	10
Samhuinn Fire Festival: Satisfaction level - Clearing up after the event	11
Samhuinn Fire Festival: Satisfaction level - Management of vehicle movement during the build up and breakdown of the event	11
Samhuinn Fire Festival: Satisfaction level - Management of traffic around the site during the event	12
Question 2: Do you feel the event was on site for:	12
Samhuinn Fire Festival: Length of event	12
Question 3: Do you have any other comments on the event?	13
Samhuinn Fire Festival: Any other comments	13
Question 1: How satisfied or dissatisfied were you with:	13
Beltane: Satisfaction level - The cleanliness/ litter levels on the site during the event	13
Beltane: Satisfaction level - Noise levels generated by the event	13
Beltane: Satisfaction level - Clearing up after the event	14
Beltane: Satisfaction level - Management of vehicle movement during the build up and breakdown of the event	14
Beltane: Satisfaction level - Management of traffic around the site during the event	15
Question 2: Do you feel the event was on site for:	15
Beltane: Length of event	15
Question 3: Do you have any other comments on the event?	16
Beltane: Any other comments	16
Question 1: How satisfied or dissatisfied were you with:	16
Edinburgh City 7s: Satisfaction level - The cleanliness/ litter levels on the site during the event	16
Edinburgh City 7s: Satisfaction level - Noise levels generated by the event	16
Edinburgh City 7s: Satisfaction level - Clearing up after the event	17
Edinburgh City 7s: Satisfaction level - Management of vehicle movement during the build up and breakdown of the event	17
Edinburgh City 7s: Satisfaction level - Management of traffic around the site during the event	18
Question 2: Do you feel the event was on site for:	18
Edinburgh City 7s: Length of event	18
Question 3: Do you have any other comments on the event?	19
Edinburgh City 7s: Any other comments	19
Question 1: How satisfied or dissatisfied were you with:	19
Foodies: Satisfaction level - The cleanliness/ litter levels on the site during the event	19
Foodies: Satisfaction level - Noise levels generated by the event	19
Foodies: Satisfaction level - Clearing up after the event	20
Foodies: Satisfaction level - Management of vehicle movement during the build up and breakdown of the event	20
Foodies: Satisfaction level - Management of traffic around the site during the event	21
Question 2: Do you feel the event was on site for:	21

Foodies: Length of event	21
<b>Question 3: Do you have any other comments on the event?</b>	<b>22</b>
Foodies: Any other comments	22
<b>Question 1: How satisfied or dissatisfied were you with:</b>	<b>22</b>
Festival Fun Fair: Satisfaction level - The cleanliness/ litter levels on the site during the event	22
Festival Fun Fair: Satisfaction level - Noise levels generated by the event	22
Festival Fun Fair: Satisfaction level - Clearing up after the event	23
Festival Fun Fair: Satisfaction level - Management of vehicle movement during the build up and breakdown of the event	23
Festival Fun Fair: Satisfaction level - Management of traffic around the site during the event	24
<b>Question 2: Do you feel the event was on site for:</b>	<b>24</b>
Festival Fun Fair: Length of event	24
<b>Question 3: Do you have any other comments on the event?</b>	<b>25</b>
Festival Fun Fair: Any other comments	25
<b>Question 1: How satisfied or dissatisfied were you with:</b>	<b>25</b>
Festival Gala Day: Satisfaction level - The cleanliness/ litter levels on the site during the event	25
Festival Gala Day: Satisfaction level - Noise levels generated by the event	25
Festival Gala Day: Satisfaction level - Clearing up after the event	26
Festival Gala Day: Satisfaction level - Management of vehicle movement during the build up and breakdown of the event	26
Festival Gala Day: Satisfaction level - Management of traffic around the site during the event	27
<b>Question 2: Do you feel the event was on site for:</b>	<b>27</b>
Festival Gala Day: Length of event	27
<b>Question 3: Do you have any other comments on the event?</b>	<b>28</b>
Festival Gala Day: Any other comments	28
<b>Question 1: How satisfied or dissatisfied were you with:</b>	<b>28</b>
Mela: Satisfaction level - The cleanliness/ litter levels on the site during the event	28
Mela: Satisfaction level - Noise levels generated by the event	28
Mela: Satisfaction level - Clearing up after the event	29
Mela: Satisfaction level - Management of vehicle movement during the build up and breakdown of the event	29
Mela: Satisfaction level - Management of traffic around the site during the event	30
<b>Question 2: Do you feel the event was on site for:</b>	<b>30</b>
Mela: Length of event	30
<b>Question 3: Do you have any other comments on the event?</b>	<b>31</b>
Mela: Any other comments	31
<b>Question 1: How satisfied or dissatisfied were you with:</b>	<b>31</b>
Gung Ho: Satisfaction level - The cleanliness/ litter levels on the site during the event	31
Gung Ho: Satisfaction level - Noise levels generated by the event	31
Gung Ho: Satisfaction level - Clearing up after the event	32
Gung Ho: Satisfaction level - Management of vehicle movement during the build up and breakdown of the event	32
Gung Ho: Satisfaction level - Management of traffic around the site during the event	33
<b>Question 2: Do you feel the event was on site for:</b>	<b>33</b>
Gung Ho: Length of event	33
<b>Question 3: Do you have any other comments on the event?</b>	<b>34</b>
Gung Ho: Any other comments	34
<b>Question 1: How satisfied or dissatisfied were you with:</b>	<b>34</b>
The Meadows, Annual Festival Fun Fair: Satisfaction level - The cleanliness/ litter levels on the site during the event	34
The Meadows, Annual Festival Fun Fair: Satisfaction level - Noise levels generated by the event	34
The Meadows, Annual Festival Fun Fair: Satisfaction level - Clearing up after the event	35
The Meadows, Annual Festival Fun Fair: Satisfaction level - Management of vehicle movement during the build up and breakdown of the event	35
The Meadows, Annual Festival Fun Fair: Satisfaction level - Management of traffic around the site during the event	36
<b>Question 2: Do you feel the event was on site for:</b>	<b>36</b>
The Meadows, Annual Festival Fun Fair: Length of event	36
<b>Question 3: Do you have any other comments on the event?</b>	<b>37</b>
The Meadows, Annual Festival Fun Fair: Any other comments	37
<b>Question 1: How satisfied or dissatisfied were you with:</b>	<b>37</b>
Meadows Festival: Satisfaction level - The cleanliness/ litter levels on the site during the event	37
Meadows Festival: Satisfaction level - Noise levels generated by the event	37
Meadows Festival: Satisfaction level - Clearing up after the event	38
Meadows Festival: Satisfaction level - Management of vehicle movement during the build up and breakdown of the event	38
Meadows Festival: Satisfaction level - Management of traffic around the site during the event	39

<b>Question 2: Do you feel the event was on site for:</b>	<b>39</b>
Meadows Festival: Length of event	39
<b>Question 3: Do you have any other comments on the event?</b>	<b>40</b>
Meadows Festival: Any other comments	40
<b>Question 1: How satisfied or dissatisfied were you with:</b>	<b>40</b>
The Meadows, Fringe Festival Event, Underbelly Circus Hub: Satisfaction level - The cleanliness/ litter levels on the site during the event	40
The Meadows, Fringe Festival Event, Underbelly Circus Hub: Satisfaction level - Noise levels generated by the event	40
The Meadows, Fringe Festival Event, Underbelly Circus Hub: Satisfaction level - Clearing up after the event	41
The Meadows, Fringe Festival Event, Underbelly Circus Hub: Satisfaction level - Management of vehicle movement during the build up and breakdown of the event	41
The Meadows, Fringe Festival Event, Underbelly Circus Hub: Satisfaction level - Management of traffic around the site during the event	42
<b>Question 2: Do you feel the event was on site for:</b>	<b>42</b>
The Meadows, Fringe Festival Event, Underbelly Circus Hub: Length of event	42
<b>Question 3: Do you have any other comments on the event?</b>	<b>43</b>
The Meadows, Fringe Festival Event, Underbelly Circus Hub: Any other comments	43
<b>Question 1: How satisfied or dissatisfied were you with:</b>	<b>43</b>
The Meadows Fun Fair at the Fringe: Satisfaction level - The cleanliness/ litter levels on the site during the event	43
The Meadows Fun Fair at the Fringe: Satisfaction level - Noise levels generated by the event	43
The Meadows Fun Fair at the Fringe: Satisfaction level - Clearing up after the event	44
The Meadows Fun Fair at the Fringe: Satisfaction level - Management of vehicle movement during the build up and breakdown of the event	44
The Meadows Fun Fair at the Fringe: Satisfaction level - Management of traffic around the site during the event	45
<b>Question 2: Do you feel the event was on site for:</b>	<b>45</b>
The Meadows Fun Fair at the Fringe: Length of event	45
<b>Question 3: Do you have any other comments on the event?</b>	<b>46</b>
The Meadows Fun Fair at the Fringe: Any other comments	46
<b>Question 1: How satisfied or dissatisfied were you with:</b>	<b>46</b>
Sleep in the Park: Satisfaction level - The cleanliness/ litter levels on the site during the event	46
Sleep in the Park: Satisfaction level - Noise levels generated by the event	46
Sleep in the Park: Satisfaction level - Clearing up after the event	47
Sleep in the Park: Satisfaction level - Management of vehicle movement during the build up and breakdown of the event	47
Sleep in the Park: Satisfaction level - Management of traffic around the site during the event	48
<b>Question 2: Do you feel the event was on site for:</b>	<b>48</b>
Sleep in the Park: Length of event	48
<b>Question 3: Do you have any other comments on the event?</b>	<b>49</b>
Sleep in the Park: Any other comments	49
<b>Question 1: How satisfied or dissatisfied were you with:</b>	<b>49</b>
Christmas Festival: Satisfaction level - The cleanliness/ litter levels on the site during the event	49
Christmas Festival: Satisfaction level - Noise levels generated by the event	49
Christmas Festival: Satisfaction level - Clearing up after the event	50
Christmas Festival: Satisfaction level - Management of vehicle movement during the build up and breakdown of the event	50
Christmas Festival: Satisfaction level - Management of traffic around the site during the event	51
<b>Question 2: Do you feel the event was on site for:</b>	<b>51</b>
Christmas Festival: Length of event	51
<b>Question 3: Do you have any other comments on the event?</b>	<b>52</b>
Christmas Festival: Any other comments	52
<b>Question 1: How satisfied or dissatisfied were you with:</b>	<b>52</b>
Hogmanay: Satisfaction level - The cleanliness/ litter levels on the site during the event	52
Hogmanay: Satisfaction level - Noise levels generated by the event	52
Hogmanay: Satisfaction level - Clearing up after the event	53
Hogmanay: Satisfaction level - Management of vehicle movement during the build up and breakdown of the event	53
Hogmanay: Satisfaction level - Management of traffic around the site during the event	54
<b>Question 2: Do you feel the event was on site for:</b>	<b>54</b>
Hogmanay: Length of event	54
<b>Question 3: Do you have any other comments on the event?</b>	<b>55</b>
Hogmanay: Any other comments	55
<b>Question 1: How satisfied or dissatisfied were you with:</b>	<b>55</b>
Heart and Soul: Satisfaction level - The cleanliness/ litter levels on the site during the event	55


Heart and Soul: Satisfaction level - Noise levels generated by the event	55
Heart and Soul: Satisfaction level - Clearing up after the event	56
Heart and Soul: Satisfaction level - Management of vehicle movement during the build up and breakdown of the event	56
Heart and Soul: Satisfaction level - Management of traffic around the site during the event	57
<b>Question 2: Do you feel the event was on site for:</b>	<b>57</b>
Heart and Soul: Length of event	57
<b>Question 3: Do you have any other comments on the event?</b>	<b>58</b>
Heart and Soul: Any other comments	58
<b>Question 1: How satisfied or dissatisfied were you with:</b>	<b>58</b>
Summer Festival Wheel: Satisfaction level - The cleanliness/ litter levels on the site during the event	58
Summer Festival Wheel: Satisfaction level - Noise levels generated by the event	58
Summer Festival Wheel: Satisfaction level - Clearing up after the event	59
Summer Festival Wheel: Satisfaction level - Management of vehicle movement during the build up and breakdown of the event	59
Summer Festival Wheel: Satisfaction level - Management of traffic around the site during the event	60
<b>Question 2: Do you feel the event was on site for:</b>	<b>60</b>
Summer Festival Wheel: Length of event	60
<b>Question 3: Do you have any other comments on the event?</b>	<b>61</b>
Summer Festival Wheel: Any other comments	61
<b>Question 1: How satisfied or dissatisfied were you with:</b>	<b>61</b>
Summer Sessions: Satisfaction level - The cleanliness/ litter levels on the site during the event	61
Summer Sessions: Satisfaction level - Noise levels generated by the event	61
Summer Sessions: Satisfaction level - Clearing up after the event	62
Summer Sessions: Satisfaction level - Management of vehicle movement during the build up and breakdown of the event	62
Summer Sessions: Satisfaction level - Management of traffic around the site during the event	63
<b>Question 2: Do you feel the event was on site for:</b>	<b>63</b>
Summer sessions: Length of event	63
<b>Question 3: Do you have any other comments on the event?</b>	<b>64</b>
Summer Sessions: Any other comments	64
<b>Question 1: How satisfied or dissatisfied were you with:</b>	<b>64</b>
Virgin Money Fireworks Concert: Satisfaction level - The cleanliness/ litter levels on the site during the event	64
Virgin Money Fireworks Concert: Satisfaction level - Noise levels generated by the event	64
Virgin Money Fireworks Concert: Satisfaction level - Clearing up after the event	65
Virgin Money Fireworks Concert: Satisfaction level - Management of vehicle movement during the build up and breakdown of the event	65
Virgin Money Fireworks Concert: Satisfaction level - Management of traffic around the site during the event	66
<b>Question 2: Do you feel the event was on site for:</b>	<b>66</b>
Virgin Money Fireworks Concert: Length of event	66
<b>Question 3: Do you have any other comments on the event?</b>	<b>67</b>
Virgin Money Fireworks Concert: Any other comments	67
<b>Question 1: How satisfied or dissatisfied were you with:</b>	<b>67</b>
Fly Open Air Festival: Satisfaction level - The cleanliness/ litter levels on the site during the event	67
Fly Open Air Festival: Satisfaction level - Noise levels generated by the event	67
Fly Open Air Festival: Satisfaction level - Clearing up after the event	68
Fly Open Air Festival: Satisfaction level - Management of vehicle movement during the build up and breakdown of the event	68
Fly Open Air Festival: Satisfaction level - Management of traffic around the site during the event	69
<b>Question 2: Do you feel the event was on site for:</b>	<b>69</b>
Fly Open Air Festival: Length of event	69
<b>Question 3: Do you have any other comments on the event?</b>	<b>70</b>
Fly Open Air Festival: Any other comments	70
<b>Question 1: How satisfied or dissatisfied were you with:</b>	<b>70</b>
Gandeys Circus: Satisfaction level - The cleanliness/ litter levels on the site during the event	70
Gandeys Circus: Satisfaction level - Noise levels generated by the event	70
Gandeys Circus: Satisfaction level - Clearing up after the event	71
Gandeys Circus: Satisfaction level - Management of vehicle movement during the build up and breakdown of the event	71
Gandeys Circus: Satisfaction level - Management of traffic around the site during the event	72
<b>Question 2: Do you feel the event was on site for:</b>	<b>72</b>
Gandeys Circus: Length of event	72
<b>Question 3: Do you have any other comments on the event?</b>	<b>73</b>
Gandeys Circus: Any other comments	73

<b>Question 1: How satisfied or dissatisfied were you with:</b>	<b>73</b>
Colour Bomb Carnival: Satisfaction level - The cleanliness/ litter levels on the site during the event	73
Colour Bomb Carnival: Satisfaction level - Noise levels generated by the event	73
Colour Bomb Carnival: Satisfaction level - Clearing up after the event	74
Colour Bomb Carnival: Satisfaction level - Management of vehicle movement during the build up and breakdown of the event	74
Colour Bomb Carnival: Satisfaction level - Management of traffic around the site during the event	75
<b>Question 2: Do you feel the event was on site for:</b>	<b>75</b>
Colour Bomb Carnival: Length of event	75
<b>Question 3: Do you have any other comments on the event?</b>	<b>76</b>
Colour Bomb Carnival: Any other comments	76
<b>Question 1: What event would you like to comment on?</b>	<b>76</b>
What event would you like to comment on?	76
<b>Question 2: Where and when did the event take place?</b>	<b>76</b>
Where and when did the event take place?	76
<b>Question 3: How satisfied or dissatisfied were you with:</b>	<b>76</b>
Other event: Satisfaction level - The cleanliness/ litter levels on the site during the event	76
Other event: Satisfaction level - Noise levels generated by the event	77
Other event: Satisfaction level - Clearing up after the event	77
Other event: Satisfaction level - Management of vehicle movement during the build up and breakdown of the event	78
Other event: Satisfaction level - Management of traffic around the site during the event	78
<b>Question 4: Do you feel the event was on site for:</b>	<b>79</b>
Other event: Length of event	79
<b>Question 5: Do you have any other comments on the event?</b>	<b>79</b>
Other event: Any other comments	79
<b>Question 1: Would you be in favour of the procurement of two events at the following parks?</b>	<b>79</b>
Would you be in favour of procuring two events at the following parks? - Sighthill Park	79
Would you be in favour of procuring two events at the following parks? - Calton Hill	80
Would you be in favour of procuring two events at the following parks? - Gyle Park	80
Would you be in favour of procuring two events at the following parks? - Leith Links	81
<b>Question 2: What time of year do you think is appropriate to hold each of the events in Sighthill Park?</b>	<b>81</b>
What time of year do you think is appropriate to hold each of the events in [park name]? - January / February	81
What time of year do you think is appropriate to hold each of the events in [park name]? - February / March	81
What time of year do you think is appropriate to hold each of the events in [park name]? - March / April	82
What time of year do you think is appropriate to hold each of the events in [park name]? - April / May	82
What time of year do you think is appropriate to hold each of the events in [park name]? - May / June	82
What time of year do you think is appropriate to hold each of the events in [park name]? - June / July	83
What time of year do you think is appropriate to hold each of the events in [park name]? - July / August	83
What time of year do you think is appropriate to hold each of the events in [park name]? - August / September	83
What time of year do you think is appropriate to hold each of the events in [park name]? - September / October	84
What time of year do you think is appropriate to hold each of the events in [park name]? - October / November	84
What time of year do you think is appropriate to hold each of the events in [park name]? - November / December	84
<b>Question 3: What time of year do you think is appropriate to hold each of the events on Calton Hill (these proposed events will be in addition to and not replace the existing Beltane and Dusherra Festivals)</b>	<b>85</b>
What time of year do you think is appropriate to hold each of the events in [park name]? - January / February	85
What time of year do you think is appropriate to hold each of the events in [park name]? - February / March	85
What time of year do you think is appropriate to hold each of the events in [park name]? - March / April	85
What time of year do you think is appropriate to hold each of the events in [park name]? - April / May	86
What time of year do you think is appropriate to hold each of the events in [park name]? - May / June	86
What time of year do you think is appropriate to hold each of the events in [park name]? - June / July	86
What time of year do you think is appropriate to hold each of the events in [park name]? - July / August	87
What time of year do you think is appropriate to hold each of the events in [park name]? - August / September	87
What time of year do you think is appropriate to hold each of the events in [park name]? - September / October	87
What time of year do you think is appropriate to hold each of the events in [park name]? - October / November	88
What time of year do you think is appropriate to hold each of the events in [park name]? - November / December	88
<b>Question 4: What time of year do you think is appropriate to hold each of the events in Gyle Park?</b>	<b>88</b>
What time of year do you think is appropriate to hold each of the events in [park name]? - January / February	88
What time of year do you think is appropriate to hold each of the events in [park name]? - February / March	89
What time of year do you think is appropriate to hold each of the events in [park name]? - March / April	89
What time of year do you think is appropriate to hold each of the events in [park name]? - April / May	89

What time of year do you think is appropriate to hold each of the events in [park name]? - May / June	90
What time of year do you think is appropriate to hold each of the events in [park name]? - June / July	90
What time of year do you think is appropriate to hold each of the events in [park name]? - July / August	90
What time of year do you think is appropriate to hold each of the events in [park name]? - August / September	91
What time of year do you think is appropriate to hold each of the events in [park name]? - September / October	91
What time of year do you think is appropriate to hold each of the events in [park name]? - October / November	91
What time of year do you think is appropriate to hold each of the events in [park name]? - November / December	92
<b>Question 5: What time of year do you think is appropriate to hold each of the events on Leith Links?</b>	<b>92</b>
What time of year do you think is appropriate to hold each of the events in [park name]? - January / February	92
What time of year do you think is appropriate to hold each of the events in [park name]? - February / March	92
What time of year do you think is appropriate to hold each of the events in [park name]? - March / April	93
What time of year do you think is appropriate to hold each of the events in [park name]? - April / May	93
What time of year do you think is appropriate to hold each of the events in [park name]? - May / June	93
What time of year do you think is appropriate to hold each of the events in [park name]? - June / July	94
What time of year do you think is appropriate to hold each of the events in [park name]? - July / August	94
What time of year do you think is appropriate to hold each of the events in [park name]? - August / September	94
What time of year do you think is appropriate to hold each of the events in [park name]? - September / October	95
What time of year do you think is appropriate to hold each of the events in [park name]? - October / November	95
What time of year do you think is appropriate to hold each of the events in [park name]? - November / December	95
<b>Question 6: Do you have any further comments?</b>	<b>96</b>
Other Comments	96
<b>Question 1: Which of the following applies to you?</b>	<b>96</b>
Respondent Type	96
(Please specify)	96

**Question 1: Are you completing this survey as:**

**public/organisation**




Option	Total	Percent
a member of the public	438	96.48%
or on behalf of an organisation	16	3.52%
Not Answered	0	0%

**Which organisation**

There were **20** responses to this part of the question.


**Question 1: How satisfied or dissatisfied were you with:**

***Dusherra: Satisfaction level - The cleanliness/ litter levels on the site during the event***




Option	Total	Percent
Very satisfied	14	3.08%
Fairly satisfied	12	2.64%
Neither satisfied nor dissatisfied	18	3.96%
Fairly dissatisfied	8	1.76%
Very dissatisfied	3	0.66%
Don't know/ not applicable	47	10.35%
Not Answered	352	77.53%

***Dusherra: Satisfaction level - Noise levels generated by the event***




Option	Total	Percent
Very satisfied	17	3.74%
Fairly satisfied	17	3.74%
Neither satisfied nor dissatisfied	17	3.74%
Fairly dissatisfied	6	1.32%
Very dissatisfied	6	1.32%
Don't know/ not applicable	37	8.15%
Not Answered	354	77.97%

**Dusherra: Satisfaction level - Clearing up after the event**



Option	Total	Percent
Very satisfied	19	4.19%
Fairly satisfied	12	2.64%
Neither satisfied nor dissatisfied	16	3.52%
Fairly dissatisfied	6	1.32%
Very dissatisfied	2	0.44%
Don't know/ not applicable	45	9.91%
Not Answered	354	77.97%


**Dusherra: Satisfaction level - Management of vehicle movement during the build up and breakdown of the event**





Option	Total	Percent
Very satisfied	15	3.30%
Fairly satisfied	12	2.64%
Neither satisfied nor dissatisfied	14	3.08%
Fairly dissatisfied	5	1.10%
Very dissatisfied	8	1.76%
Don't know/ not applicable	45	9.91%
Not Answered	355	78.19%

**Dusherra: Satisfaction level - Management of traffic around the site during the event**



Option	Total	Percent
Very satisfied	14	3.08%
Fairly satisfied	13	2.86%
Neither satisfied nor dissatisfied	17	3.74%
Fairly dissatisfied	6	1.32%
Very dissatisfied	5	1.10%
Don't know/ not applicable	44	9.69%
Not Answered	355	78.19%

**Question 2: Do you feel the event was on site for:**

**Dusherra: Length of event**



Option	Total	Percent
Too short a period of time	3	0.66%
Too long a period of time	16	3.52%
Just about the right amount of time	66	14.54%
Not Answered	369	81.28%


**Question 3: Do you have any other comments on the event?**

**Dusherra: Any other comments**

There were 44 responses to this part of the question.


**Question 1: How satisfied or dissatisfied were you with:**

**Samhuinn Fire Festival: Satisfaction level - The cleanliness/ litter levels on the site during the event**




Option	Total	Percent
Very satisfied	40	8.81%
Fairly satisfied	19	4.19%
Neither satisfied nor dissatisfied	14	3.08%
Fairly dissatisfied	7	1.54%
Very dissatisfied	2	0.44%
Don't know/ not applicable	19	4.19%
Not Answered	353	77.75%

**Samhuinn Fire Festival: Satisfaction level - Noise levels generated by the event**




Option	Total	Percent
Very satisfied	46	10.13%
Fairly satisfied	12	2.64%
Neither satisfied nor dissatisfied	15	3.30%
Fairly dissatisfied	6	1.32%
Very dissatisfied	7	1.54%
Don't know/ not applicable	15	3.30%
Not Answered	353	77.75%

**Samhuinn Fire Festival: Satisfaction level - Clearing up after the event**




Option	Total	Percent
Very satisfied	42	9.25%
Fairly satisfied	16	3.52%
Neither satisfied nor dissatisfied	13	2.86%
Fairly dissatisfied	7	1.54%
Very dissatisfied	2	0.44%
Don't know/ not applicable	20	4.41%
Not Answered	354	77.97%

**Samhuinn Fire Festival: Satisfaction level - Management of vehicle movement during the build up and breakdown of the event**



Option	Total	Percent
Very satisfied	40	8.81%
Fairly satisfied	15	3.30%
Neither satisfied nor dissatisfied	10	2.20%
Fairly dissatisfied	7	1.54%
Very dissatisfied	6	1.32%
Don't know/ not applicable	22	4.85%
Not Answered	354	77.97%

**Samhuinn Fire Festival: Satisfaction level - Management of traffic around the site during the event**



Option	Total	Percent
Very satisfied	40	8.81%
Fairly satisfied	17	3.74%
Neither satisfied nor dissatisfied	11	2.42%
Fairly dissatisfied	6	1.32%
Very dissatisfied	6	1.32%
Don't know/ not applicable	20	4.41%
Not Answered	354	77.97%

**Question 2: Do you feel the event was on site for:**

**Samhuinn Fire Festival: Length of event**



Option	Total	Percent
Too short a period of time	7	1.54%
Too long a period of time	18	3.96%
Just about the right amount of time	73	16.08%
Not Answered	356	78.41%


**Question 3: Do you have any other comments on the event?**

**Samhuinn Fire Festival: Any other comments**

There were 61 responses to this part of the question.


**Question 1: How satisfied or dissatisfied were you with:**

**Beltane: Satisfaction level - The cleanliness/ litter levels on the site during the event**




Option	Total	Percent
Very satisfied	39	8.59%
Fairly satisfied	19	4.19%
Neither satisfied nor dissatisfied	10	2.20%
Fairly dissatisfied	8	1.76%
Very dissatisfied	5	1.10%
Don't know/ not applicable	16	3.52%
Not Answered	357	78.63%

**Beltane: Satisfaction level - Noise levels generated by the event**




Option	Total	Percent
Very satisfied	47	10.35%
Fairly satisfied	11	2.42%
Neither satisfied nor dissatisfied	15	3.30%
Fairly dissatisfied	5	1.10%
Very dissatisfied	9	1.98%
Don't know/ not applicable	9	1.98%
Not Answered	358	78.85%

**Beltane: Satisfaction level - Clearing up after the event**




Option	Total	Percent
Very satisfied	44	9.69%
Fairly satisfied	15	3.30%
Neither satisfied nor dissatisfied	10	2.20%
Fairly dissatisfied	7	1.54%
Very dissatisfied	5	1.10%
Don't know/ not applicable	16	3.52%
Not Answered	357	78.63%

**Beltane: Satisfaction level - Management of vehicle movement during the build up and breakdown of the event**



Option	Total	Percent
Very satisfied	43	9.47%
Fairly satisfied	12	2.64%
Neither satisfied nor dissatisfied	13	2.86%
Fairly dissatisfied	4	0.88%
Very dissatisfied	7	1.54%
Don't know/ not applicable	18	3.96%
Not Answered	357	78.63%

**Beltane: Satisfaction level - Management of traffic around the site during the event**



Option	Total	Percent
Very satisfied	45	9.91%
Fairly satisfied	12	2.64%
Neither satisfied nor dissatisfied	14	3.08%
Fairly dissatisfied	3	0.66%
Very dissatisfied	8	1.76%
Don't know/ not applicable	15	3.30%
Not Answered	357	78.63%

**Question 2: Do you feel the event was on site for:**

**Beltane: Length of event**



Option	Total	Percent
Too short a period of time	8	1.76%
Too long a period of time	16	3.52%
Just about the right amount of time	73	16.08%
Not Answered	357	78.63%


**Question 3: Do you have any other comments on the event?**

**Beltane: Any other comments**

There were **58** responses to this part of the question.


**Question 1: How satisfied or dissatisfied were you with:**

**Edinburgh City 7s: Satisfaction level - The cleanliness/ litter levels on the site during the event**



Option	Total	Percent
Very satisfied	10	2.20%
Fairly satisfied	10	2.20%
Neither satisfied nor dissatisfied	10	2.20%
Fairly dissatisfied	5	1.10%
Very dissatisfied	1	0.22%
Don't know/ not applicable	15	3.30%
Not Answered	403	88.77%


**Edinburgh City 7s: Satisfaction level - Noise levels generated by the event**






Option	Total	Percent
Very satisfied	11	2.42%
Fairly satisfied	6	1.32%
Neither satisfied nor dissatisfied	11	2.42%
Fairly dissatisfied	4	0.88%
Very dissatisfied	2	0.44%
Don't know/ not applicable	15	3.30%
Not Answered	405	89.21%

**Edinburgh City 7s: Satisfaction level - Clearing up after the event**




Option	Total	Percent
Very satisfied	9	1.98%
Fairly satisfied	8	1.76%
Neither satisfied nor dissatisfied	9	1.98%
Fairly dissatisfied	6	1.32%
Very dissatisfied	2	0.44%
Don't know/ not applicable	17	3.74%
Not Answered	403	88.77%

**Edinburgh City 7s: Satisfaction level - Management of vehicle movement during the build up and breakdown of the event**



Option	Total	Percent
Very satisfied	9	1.98%
Fairly satisfied	7	1.54%
Neither satisfied nor dissatisfied	10	2.20%
Fairly dissatisfied	4	0.88%
Very dissatisfied	5	1.10%
Don't know/ not applicable	16	3.52%
Not Answered	403	88.77%

**Edinburgh City 7s: Satisfaction level - Management of traffic around the site during the event**



Option	Total	Percent
Very satisfied	10	2.20%
Fairly satisfied	7	1.54%
Neither satisfied nor dissatisfied	9	1.98%
Fairly dissatisfied	4	0.88%
Very dissatisfied	4	0.88%
Don't know/ not applicable	17	3.74%
Not Answered	403	88.77%

**Question 2: Do you feel the event was on site for:**

**Edinburgh City 7s: Length of event**



Option	Total	Percent
Too short a period of time	0	0%
Too long a period of time	14	3.08%
Just about the right amount of time	33	7.27%
Not Answered	407	89.65%


**Question 3: Do you have any other comments on the event?**

**Edinburgh City 7s: Any other comments**

There were 25 responses to this part of the question.


**Question 1: How satisfied or dissatisfied were you with:**

**Foodies: Satisfaction level - The cleanliness/ litter levels on the site during the event**




Option	Total	Percent
Very satisfied	3	0.66%
Fairly satisfied	14	3.08%
Neither satisfied nor dissatisfied	7	1.54%
Fairly dissatisfied	12	2.64%
Very dissatisfied	13	2.86%
Don't know/ not applicable	13	2.86%
Not Answered	392	86.34%

**Foodies: Satisfaction level - Noise levels generated by the event**




Option	Total	Percent
Very satisfied	7	1.54%
Fairly satisfied	13	2.86%
Neither satisfied nor dissatisfied	11	2.42%
Fairly dissatisfied	8	1.76%
Very dissatisfied	9	1.98%
Don't know/ not applicable	13	2.86%
Not Answered	393	86.56%

**Foodies: Satisfaction level - Clearing up after the event**




Option	Total	Percent
Very satisfied	3	0.66%
Fairly satisfied	13	2.86%
Neither satisfied nor dissatisfied	7	1.54%
Fairly dissatisfied	10	2.20%
Very dissatisfied	14	3.08%
Don't know/ not applicable	15	3.30%
Not Answered	392	86.34%

**Foodies: Satisfaction level - Management of vehicle movement during the build up and breakdown of the event**



Option	Total	Percent
Very satisfied	4	0.88%
Fairly satisfied	11	2.42%
Neither satisfied nor dissatisfied	3	0.66%
Fairly dissatisfied	9	1.98%
Very dissatisfied	18	3.96%
Don't know/ not applicable	17	3.74%
Not Answered	392	86.34%

**Foodies: Satisfaction level - Management of traffic around the site during the event**



Option	Total	Percent
Very satisfied	5	1.10%
Fairly satisfied	9	1.98%
Neither satisfied nor dissatisfied	10	2.20%
Fairly dissatisfied	10	2.20%
Very dissatisfied	11	2.42%
Don't know/ not applicable	16	3.52%
Not Answered	393	86.56%

**Question 2: Do you feel the event was on site for:**

**Foodies: Length of event**



Option	Total	Percent
Too short a period of time	2	0.44%
Too long a period of time	22	4.85%
Just about the right amount of time	31	6.83%
Not Answered	399	87.89%


**Question 3: Do you have any other comments on the event?**

**Foodies: Any other comments**

There were **38** responses to this part of the question.


**Question 1: How satisfied or dissatisfied were you with:**

**Festival Fun Fair: Satisfaction level - The cleanliness/ litter levels on the site during the event**




Option	Total	Percent
Very satisfied	3	0.66%
Fairly satisfied	11	2.42%
Neither satisfied nor dissatisfied	7	1.54%
Fairly dissatisfied	4	0.88%
Very dissatisfied	10	2.20%
Don't know/ not applicable	9	1.98%
Not Answered	410	90.31%

**Festival Fun Fair: Satisfaction level - Noise levels generated by the event**




Option	Total	Percent
Very satisfied	4	0.88%
Fairly satisfied	8	1.76%
Neither satisfied nor dissatisfied	11	2.42%
Fairly dissatisfied	2	0.44%
Very dissatisfied	10	2.20%
Don't know/ not applicable	9	1.98%
Not Answered	410	90.31%

**Festival Fun Fair: Satisfaction level - Clearing up after the event**




Option	Total	Percent
Very satisfied	5	1.10%
Fairly satisfied	7	1.54%
Neither satisfied nor dissatisfied	11	2.42%
Fairly dissatisfied	1	0.22%
Very dissatisfied	11	2.42%
Don't know/ not applicable	9	1.98%
Not Answered	410	90.31%

**Festival Fun Fair: Satisfaction level - Management of vehicle movement during the build up and breakdown of the event**



Option	Total	Percent
Very satisfied	2	0.44%
Fairly satisfied	6	1.32%
Neither satisfied nor dissatisfied	15	3.30%
Fairly dissatisfied	5	1.10%
Very dissatisfied	7	1.54%
Don't know/ not applicable	9	1.98%
Not Answered	410	90.31%

**Festival Fun Fair: Satisfaction level - Management of traffic around the site during the event**



Option	Total	Percent
Very satisfied	4	0.88%
Fairly satisfied	6	1.32%
Neither satisfied nor dissatisfied	15	3.30%
Fairly dissatisfied	4	0.88%
Very dissatisfied	6	1.32%
Don't know/ not applicable	9	1.98%
Not Answered	410	90.31%

**Question 2: Do you feel the event was on site for:**

**Festival Fun Fair: Length of event**





Option	Total	Percent
Too short a period of time	2	0.44%
Too long a period of time	17	3.74%
Just about the right amount of time	22	4.85%
Not Answered	413	90.97%


**Question 3: Do you have any other comments on the event?**

**Festival Fun Fair: Any other comments**

There were 23 responses to this part of the question.


**Question 1: How satisfied or dissatisfied were you with:**

**Festival Gala Day: Satisfaction level - The cleanliness/ litter levels on the site during the event**




Option	Total	Percent
Very satisfied	10	2.20%
Fairly satisfied	14	3.08%
Neither satisfied nor dissatisfied	7	1.54%
Fairly dissatisfied	5	1.10%
Very dissatisfied	1	0.22%
Don't know/ not applicable	8	1.76%
Not Answered	409	90.09%

**Festival Gala Day: Satisfaction level - Noise levels generated by the event**




Option	Total	Percent
Very satisfied	13	2.86%
Fairly satisfied	10	2.20%
Neither satisfied nor dissatisfied	7	1.54%
Fairly dissatisfied	5	1.10%
Very dissatisfied	2	0.44%
Don't know/ not applicable	8	1.76%
Not Answered	409	90.09%

**Festival Gala Day: Satisfaction level - Clearing up after the event**




Option	Total	Percent
Very satisfied	13	2.86%
Fairly satisfied	8	1.76%
Neither satisfied nor dissatisfied	8	1.76%
Fairly dissatisfied	1	0.22%
Very dissatisfied	3	0.66%
Don't know/ not applicable	12	2.64%
Not Answered	409	90.09%

**Festival Gala Day: Satisfaction level - Management of vehicle movement during the build up and breakdown of the event**



Option	Total	Percent
Very satisfied	9	1.98%
Fairly satisfied	10	2.20%
Neither satisfied nor dissatisfied	7	1.54%
Fairly dissatisfied	3	0.66%
Very dissatisfied	3	0.66%
Don't know/ not applicable	13	2.86%
Not Answered	409	90.09%

**Festival Gala Day: Satisfaction level - Management of traffic around the site during the event**



Option	Total	Percent
Very satisfied	9	1.98%
Fairly satisfied	8	1.76%
Neither satisfied nor dissatisfied	10	2.20%
Fairly dissatisfied	4	0.88%
Very dissatisfied	2	0.44%
Don't know/ not applicable	12	2.64%
Not Answered	409	90.09%

**Question 2: Do you feel the event was on site for:**

**Festival Gala Day: Length of event**



Option	Total	Percent
Too short a period of time	2	0.44%
Too long a period of time	5	1.10%
Just about the right amount of time	35	7.71%
Not Answered	412	90.75%


**Question 3: Do you have any other comments on the event?**

**Festival Gala Day: Any other comments**

There were **22** responses to this part of the question.


**Question 1: How satisfied or dissatisfied were you with:**

**Mela: Satisfaction level - The cleanliness/ litter levels on the site during the event**




Option	Total	Percent
Very satisfied	9	1.98%
Fairly satisfied	13	2.86%
Neither satisfied nor dissatisfied	8	1.76%
Fairly dissatisfied	4	0.88%
Very dissatisfied	5	1.10%
Don't know/ not applicable	9	1.98%
Not Answered	406	89.43%

**Mela: Satisfaction level - Noise levels generated by the event**




Option	Total	Percent
Very satisfied	10	2.20%
Fairly satisfied	11	2.42%
Neither satisfied nor dissatisfied	7	1.54%
Fairly dissatisfied	10	2.20%
Very dissatisfied	2	0.44%
Don't know/ not applicable	8	1.76%
Not Answered	406	89.43%

**Mela: Satisfaction level - Clearing up after the event**




Option	Total	Percent
Very satisfied	9	1.98%
Fairly satisfied	13	2.86%
Neither satisfied nor dissatisfied	6	1.32%
Fairly dissatisfied	5	1.10%
Very dissatisfied	4	0.88%
Don't know/ not applicable	11	2.42%
Not Answered	406	89.43%

**Mela: Satisfaction level - Management of vehicle movement during the build up and breakdown of the event**



Option	Total	Percent
Very satisfied	7	1.54%
Fairly satisfied	10	2.20%
Neither satisfied nor dissatisfied	11	2.42%
Fairly dissatisfied	5	1.10%
Very dissatisfied	5	1.10%
Don't know/ not applicable	10	2.20%
Not Answered	406	89.43%

**Mela: Satisfaction level - Management of traffic around the site during the event**



Option	Total	Percent
Very satisfied	7	1.54%
Fairly satisfied	9	1.98%
Neither satisfied nor dissatisfied	10	2.20%
Fairly dissatisfied	6	1.32%
Very dissatisfied	7	1.54%
Don't know/ not applicable	9	1.98%
Not Answered	406	89.43%

**Question 2: Do you feel the event was on site for:**

**Mela: Length of event**



Option	Total	Percent
Too short a period of time	2	0.44%
Too long a period of time	10	2.20%
Just about the right amount of time	33	7.27%
Not Answered	409	90.09%


**Question 3: Do you have any other comments on the event?**

*Mela: Any other comments*

There were 27 responses to this part of the question.


**Question 1: How satisfied or dissatisfied were you with:**

**Gung Ho: Satisfaction level - The cleanliness/ litter levels on the site during the event**




Option	Total	Percent
Very satisfied	4	0.88%
Fairly satisfied	7	1.54%
Neither satisfied nor dissatisfied	9	1.98%
Fairly dissatisfied	6	1.32%
Very dissatisfied	4	0.88%
Don't know/ not applicable	8	1.76%
Not Answered	416	91.63%

**Gung Ho: Satisfaction level - Noise levels generated by the event**




Option	Total	Percent
Very satisfied	7	1.54%
Fairly satisfied	2	0.44%
Neither satisfied nor dissatisfied	8	1.76%
Fairly dissatisfied	8	1.76%
Very dissatisfied	4	0.88%
Don't know/ not applicable	8	1.76%
Not Answered	417	91.85%

**Gung Ho: Satisfaction level - Clearing up after the event**



Option	Total	Percent
Very satisfied	7	1.54%
Fairly satisfied	6	1.32%
Neither satisfied nor dissatisfied	7	1.54%
Fairly dissatisfied	5	1.10%
Very dissatisfied	5	1.10%
Don't know/ not applicable	8	1.76%
Not Answered	416	91.63%


**Gung Ho: Satisfaction level - Management of vehicle movement during the build up and breakdown of the event**





Option	Total	Percent
Very satisfied	6	1.32%
Fairly satisfied	3	0.66%
Neither satisfied nor dissatisfied	10	2.20%
Fairly dissatisfied	6	1.32%
Very dissatisfied	4	0.88%
Don't know/ not applicable	9	1.98%
Not Answered	416	91.63%

**Gung Ho: Satisfaction level - Management of traffic around the site during the event**



Option	Total	Percent
Very satisfied	6	1.32%
Fairly satisfied	5	1.10%
Neither satisfied nor dissatisfied	10	2.20%
Fairly dissatisfied	3	0.66%
Very dissatisfied	5	1.10%
Don't know/ not applicable	9	1.98%
Not Answered	416	91.63%

**Question 2: Do you feel the event was on site for:**

**Gung Ho: Length of event**



Option	Total	Percent
Too short a period of time	1	0.22%
Too long a period of time	12	2.64%
Just about the right amount of time	21	4.63%
Not Answered	420	92.51%


**Question 3: Do you have any other comments on the event?**

**Gung Ho: Any other comments**

There were 16 responses to this part of the question.


**Question 1: How satisfied or dissatisfied were you with:**

**The Meadows, Annual Festival Fun Fair: Satisfaction level - The cleanliness/ litter levels on the site during the event**




Option	Total	Percent
Very satisfied	4	0.88%
Fairly satisfied	12	2.64%
Neither satisfied nor dissatisfied	5	1.10%
Fairly dissatisfied	9	1.98%
Very dissatisfied	12	2.64%
Don't know/ not applicable	3	0.66%
Not Answered	409	90.09%

**The Meadows, Annual Festival Fun Fair: Satisfaction level - Noise levels generated by the event**




Option	Total	Percent
Very satisfied	5	1.10%
Fairly satisfied	9	1.98%
Neither satisfied nor dissatisfied	7	1.54%
Fairly dissatisfied	7	1.54%
Very dissatisfied	14	3.08%
Don't know/ not applicable	3	0.66%
Not Answered	409	90.09%

**The Meadows, Annual Festival Fun Fair: Satisfaction level - Clearing up after the event**




Option	Total	Percent
Very satisfied	6	1.32%
Fairly satisfied	8	1.76%
Neither satisfied nor dissatisfied	7	1.54%
Fairly dissatisfied	8	1.76%
Very dissatisfied	12	2.64%
Don't know/ not applicable	4	0.88%
Not Answered	409	90.09%

**The Meadows, Annual Festival Fun Fair: Satisfaction level - Management of vehicle movement during the build up and breakdown of the event**



Option	Total	Percent
Very satisfied	6	1.32%
Fairly satisfied	6	1.32%
Neither satisfied nor dissatisfied	12	2.64%
Fairly dissatisfied	5	1.10%
Very dissatisfied	12	2.64%
Don't know/ not applicable	4	0.88%
Not Answered	409	90.09%

**The Meadows, Annual Festival Fun Fair: Satisfaction level - Management of traffic around the site during the event**



Option	Total	Percent
Very satisfied	7	1.54%
Fairly satisfied	8	1.76%
Neither satisfied nor dissatisfied	9	1.98%
Fairly dissatisfied	4	0.88%
Very dissatisfied	12	2.64%
Don't know/ not applicable	5	1.10%
Not Answered	409	90.09%

**Question 2: Do you feel the event was on site for:**

**The Meadows, Annual Festival Fun Fair: Length of event**



Option	Total	Percent
Too short a period of time	3	0.66%
Too long a period of time	22	4.85%
Just about the right amount of time	18	3.96%
Not Answered	411	90.53%


**Question 3: Do you have any other comments on the event?**

**The Meadows, Annual Festival Fun Fair: Any other comments**

There were 25 responses to this part of the question.


**Question 1: How satisfied or dissatisfied were you with:**

**Meadows Festival: Satisfaction level - The cleanliness/ litter levels on the site during the event**




Option	Total	Percent
Very satisfied	25	5.51%
Fairly satisfied	24	5.29%
Neither satisfied nor dissatisfied	11	2.42%
Fairly dissatisfied	8	1.76%
Very dissatisfied	5	1.10%
Don't know/ not applicable	3	0.66%
Not Answered	378	83.26%

**Meadows Festival: Satisfaction level - Noise levels generated by the event**




Option	Total	Percent
Very satisfied	28	6.17%
Fairly satisfied	20	4.41%
Neither satisfied nor dissatisfied	11	2.42%
Fairly dissatisfied	9	1.98%
Very dissatisfied	4	0.88%
Don't know/ not applicable	3	0.66%
Not Answered	379	83.48%

**Meadows Festival: Satisfaction level - Clearing up after the event**




Option	Total	Percent
Very satisfied	26	5.73%
Fairly satisfied	20	4.41%
Neither satisfied nor dissatisfied	8	1.76%
Fairly dissatisfied	6	1.32%
Very dissatisfied	6	1.32%
Don't know/ not applicable	9	1.98%
Not Answered	379	83.48%

**Meadows Festival: Satisfaction level - Management of vehicle movement during the build up and breakdown of the event**



Option	Total	Percent
Very satisfied	25	5.51%
Fairly satisfied	13	2.86%
Neither satisfied nor dissatisfied	14	3.08%
Fairly dissatisfied	6	1.32%
Very dissatisfied	6	1.32%
Don't know/ not applicable	11	2.42%
Not Answered	379	83.48%

**Meadows Festival: Satisfaction level - Management of traffic around the site during the event**



Option	Total	Percent
Very satisfied	23	5.07%
Fairly satisfied	16	3.52%
Neither satisfied nor dissatisfied	18	3.96%
Fairly dissatisfied	2	0.44%
Very dissatisfied	7	1.54%
Don't know/ not applicable	9	1.98%
Not Answered	379	83.48%

**Question 2: Do you feel the event was on site for:**

**Meadows Festival: Length of event**



Option	Total	Percent
Too short a period of time	6	1.32%
Too long a period of time	12	2.64%
Just about the right amount of time	58	12.78%
Not Answered	378	83.26%


**Question 3: Do you have any other comments on the event?**

**Meadows Festival: Any other comments**

There were 43 responses to this part of the question.


**Question 1: How satisfied or dissatisfied were you with:**

**The Meadows, Fringe Festival Event, Underbelly Circus Hub: Satisfaction level - The cleanliness/ litter levels on the site during the event**



Option	Total	Percent
Very satisfied	15	3.30%
Fairly satisfied	14	3.08%
Neither satisfied nor dissatisfied	10	2.20%
Fairly dissatisfied	16	3.52%
Very dissatisfied	31	6.83%
Don't know/ not applicable	3	0.66%
Not Answered	365	80.40%


**The Meadows, Fringe Festival Event, Underbelly Circus Hub: Satisfaction level - Noise levels generated by the event**






Option	Total	Percent
Very satisfied	14	3.08%
Fairly satisfied	9	1.98%
Neither satisfied nor dissatisfied	11	2.42%
Fairly dissatisfied	19	4.19%
Very dissatisfied	33	7.27%
Don't know/ not applicable	3	0.66%
Not Answered	365	80.40%

**The Meadows, Fringe Festival Event, Underbelly Circus Hub: Satisfaction level - Clearing up after the event**




Option	Total	Percent
Very satisfied	13	2.86%
Fairly satisfied	11	2.42%
Neither satisfied nor dissatisfied	10	2.20%
Fairly dissatisfied	17	3.74%
Very dissatisfied	33	7.27%
Don't know/ not applicable	5	1.10%
Not Answered	365	80.40%

**The Meadows, Fringe Festival Event, Underbelly Circus Hub: Satisfaction level - Management of vehicle movement during the build up and breakdown of the event**



Option	Total	Percent
Very satisfied	14	3.08%
Fairly satisfied	11	2.42%
Neither satisfied nor dissatisfied	7	1.54%
Fairly dissatisfied	13	2.86%
Very dissatisfied	37	8.15%
Don't know/ not applicable	6	1.32%
Not Answered	366	80.62%

**The Meadows, Fringe Festival Event, Underbelly Circus Hub: Satisfaction level - Management of traffic around the site during the event**



Option	Total	Percent
Very satisfied	14	3.08%
Fairly satisfied	16	3.52%
Neither satisfied nor dissatisfied	12	2.64%
Fairly dissatisfied	11	2.42%
Very dissatisfied	28	6.17%
Don't know/ not applicable	8	1.76%
Not Answered	365	80.40%

**Question 2: Do you feel the event was on site for:**

**The Meadows, Fringe Festival Event, Underbelly Circus Hub: Length of event**



Option	Total	Percent
Too short a period of time	1	0.22%
Too long a period of time	60	13.22%
Just about the right amount of time	27	5.95%
Not Answered	366	80.62%


**Question 3: Do you have any other comments on the event?**

***The Meadows, Fringe Festival Event, Underbelly Circus Hub: Any other comments***

There were **54** responses to this part of the question.


**Question 1: How satisfied or dissatisfied were you with:**

***The Meadows Fun Fair at the Fringe: Satisfaction level - The cleanliness/ litter levels on the site during the event***




Option	Total	Percent
Very satisfied	2	0.44%
Fairly satisfied	6	1.32%
Neither satisfied nor dissatisfied	8	1.76%
Fairly dissatisfied	9	1.98%
Very dissatisfied	15	3.30%
Don't know/ not applicable	5	1.10%
Not Answered	409	90.09%

***The Meadows Fun Fair at the Fringe: Satisfaction level - Noise levels generated by the event***




Option	Total	Percent
Very satisfied	2	0.44%
Fairly satisfied	4	0.88%
Neither satisfied nor dissatisfied	9	1.98%
Fairly dissatisfied	6	1.32%
Very dissatisfied	19	4.19%
Don't know/ not applicable	4	0.88%
Not Answered	410	90.31%

**The Meadows Fun Fair at the Fringe: Satisfaction level - Clearing up after the event**




Option	Total	Percent
Very satisfied	3	0.66%
Fairly satisfied	6	1.32%
Neither satisfied nor dissatisfied	8	1.76%
Fairly dissatisfied	7	1.54%
Very dissatisfied	15	3.30%
Don't know/ not applicable	5	1.10%
Not Answered	410	90.31%

**The Meadows Fun Fair at the Fringe: Satisfaction level - Management of vehicle movement during the build up and breakdown of the event**



Option	Total	Percent
Very satisfied	3	0.66%
Fairly satisfied	6	1.32%
Neither satisfied nor dissatisfied	9	1.98%
Fairly dissatisfied	4	0.88%
Very dissatisfied	19	4.19%
Don't know/ not applicable	4	0.88%
Not Answered	409	90.09%

**The Meadows Fun Fair at the Fringe: Satisfaction level - Management of traffic around the site during the event**



Option	Total	Percent
Very satisfied	3	0.66%
Fairly satisfied	6	1.32%
Neither satisfied nor dissatisfied	7	1.54%
Fairly dissatisfied	6	1.32%
Very dissatisfied	17	3.74%
Don't know/ not applicable	5	1.10%
Not Answered	410	90.31%

**Question 2: Do you feel the event was on site for:**

**The Meadows Fun Fair at the Fringe: Length of event**



Option	Total	Percent
Too short a period of time	1	0.22%
Too long a period of time	26	5.73%
Just about the right amount of time	15	3.30%
Not Answered	412	90.75%


**Question 3: Do you have any other comments on the event?**

**The Meadows Fun Fair at the Fringe: Any other comments**

There were 26 responses to this part of the question.


**Question 1: How satisfied or dissatisfied were you with:**

**Sleep in the Park: Satisfaction level - The cleanliness/ litter levels on the site during the event**




Option	Total	Percent
Very satisfied	12	2.64%
Fairly satisfied	9	1.98%
Neither satisfied nor dissatisfied	8	1.76%
Fairly dissatisfied	3	0.66%
Very dissatisfied	8	1.76%
Don't know/ not applicable	13	2.86%
Not Answered	401	88.33%

**Sleep in the Park: Satisfaction level - Noise levels generated by the event**




Option	Total	Percent
Very satisfied	14	3.08%
Fairly satisfied	6	1.32%
Neither satisfied nor dissatisfied	8	1.76%
Fairly dissatisfied	3	0.66%
Very dissatisfied	10	2.20%
Don't know/ not applicable	12	2.64%
Not Answered	401	88.33%

**Sleep in the Park: Satisfaction level - Clearing up after the event**




Option	Total	Percent
Very satisfied	14	3.08%
Fairly satisfied	6	1.32%
Neither satisfied nor dissatisfied	6	1.32%
Fairly dissatisfied	3	0.66%
Very dissatisfied	12	2.64%
Don't know/ not applicable	12	2.64%
Not Answered	401	88.33%

**Sleep in the Park: Satisfaction level - Management of vehicle movement during the build up and breakdown of the event**



Option	Total	Percent
Very satisfied	13	2.86%
Fairly satisfied	5	1.10%
Neither satisfied nor dissatisfied	7	1.54%
Fairly dissatisfied	3	0.66%
Very dissatisfied	13	2.86%
Don't know/ not applicable	12	2.64%
Not Answered	401	88.33%

**Sleep in the Park: Satisfaction level - Management of traffic around the site during the event**



Option	Total	Percent
Very satisfied	13	2.86%
Fairly satisfied	4	0.88%
Neither satisfied nor dissatisfied	7	1.54%
Fairly dissatisfied	4	0.88%
Very dissatisfied	12	2.64%
Don't know/ not applicable	12	2.64%
Not Answered	402	88.55%

**Question 2: Do you feel the event was on site for:**

**Sleep in the Park: Length of event**





Option	Total	Percent
Too short a period of time	2	0.44%
Too long a period of time	17	3.74%
Just about the right amount of time	30	6.61%
Not Answered	405	89.21%

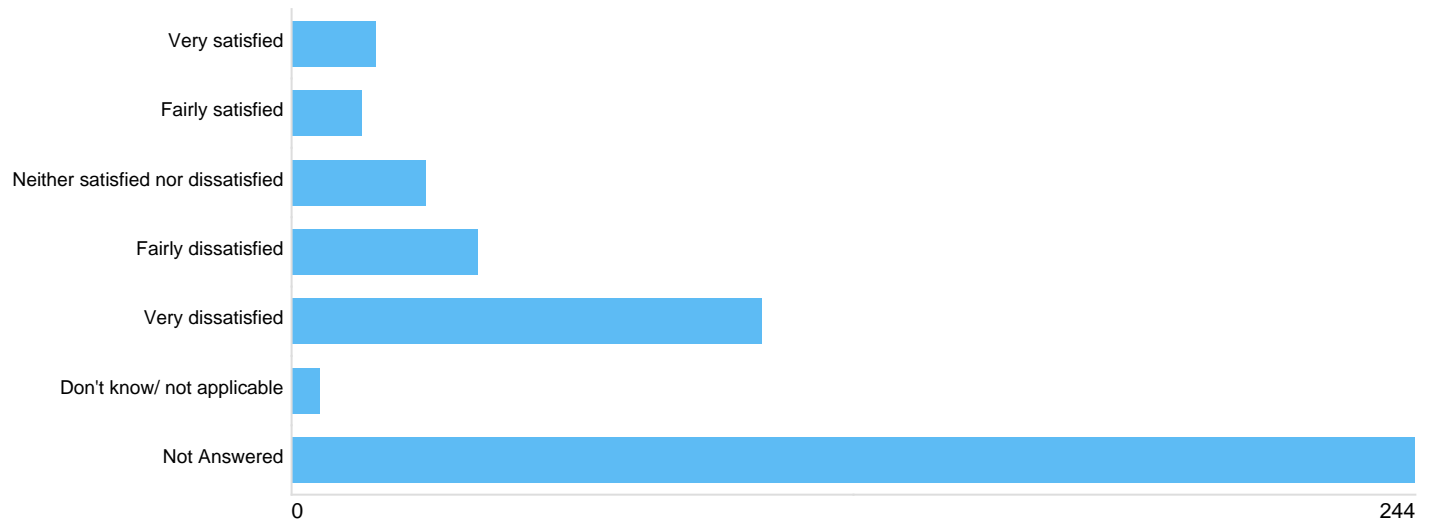
**Question 3: Do you have any other comments on the event?**

**Sleep in the Park: Any other comments**

There were 25 responses to this part of the question.

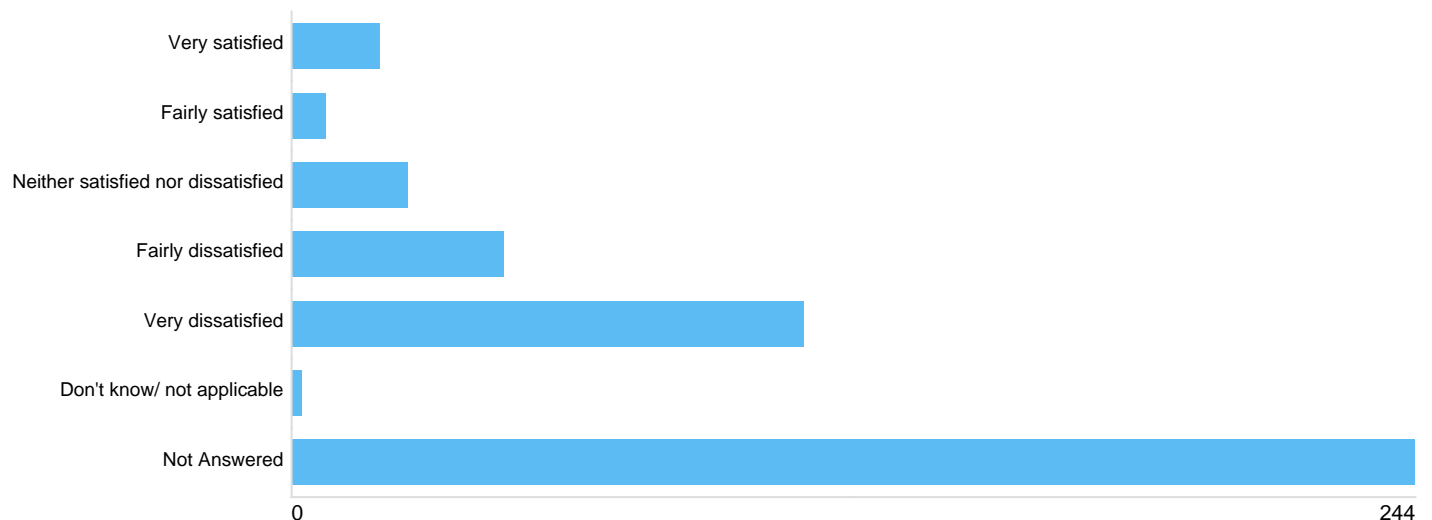
**Question 1: How satisfied or dissatisfied were you with:**

**Christmas Festival: Satisfaction level - The cleanliness/ litter levels on the site during the event**



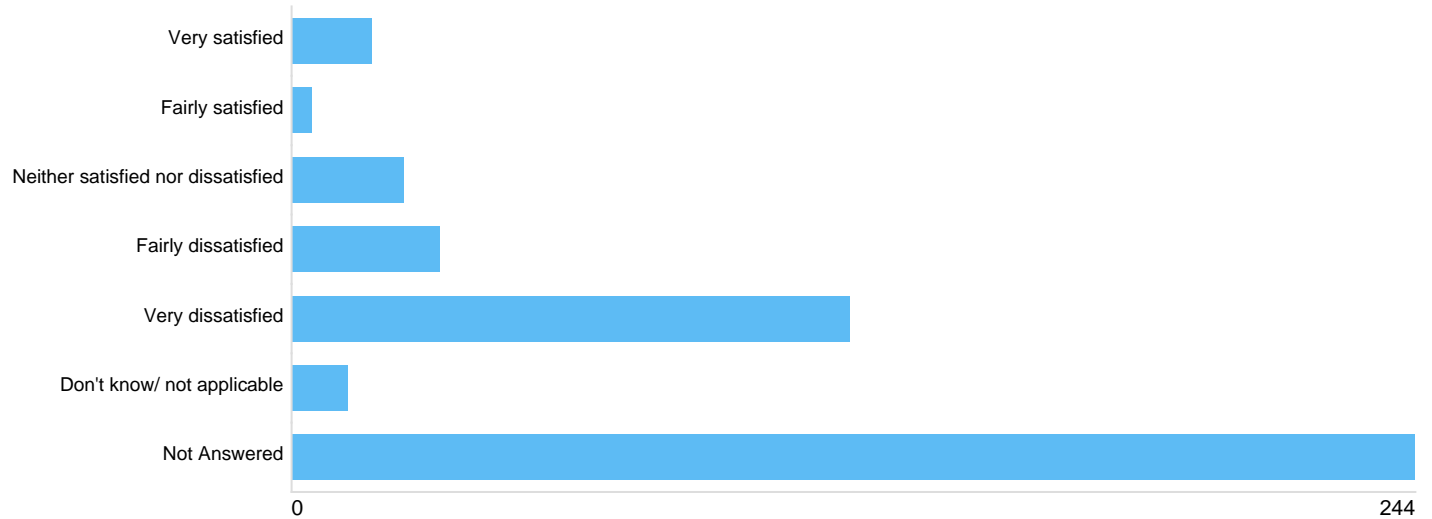
Option	Total	Percent
Very satisfied	18	3.96%
Fairly satisfied	15	3.30%
Neither satisfied nor dissatisfied	29	6.39%
Fairly dissatisfied	40	8.81%
Very dissatisfied	102	22.47%
Don't know/ not applicable	6	1.32%
Not Answered	244	53.74%

**Christmas Festival: Satisfaction level - Noise levels generated by the event**



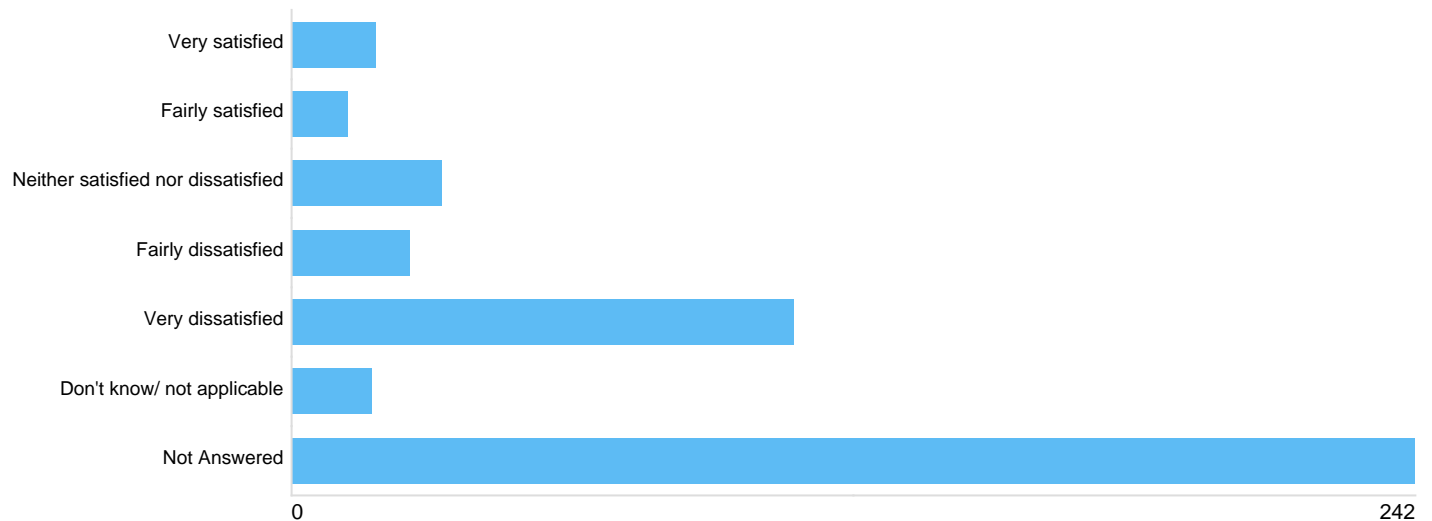
Option	Total	Percent
Very satisfied	19	4.19%
Fairly satisfied	7	1.54%
Neither satisfied nor dissatisfied	25	5.51%
Fairly dissatisfied	46	10.13%
Very dissatisfied	111	24.45%
Don't know/ not applicable	2	0.44%
Not Answered	244	53.74%

**Christmas Festival: Satisfaction level - Clearing up after the event**



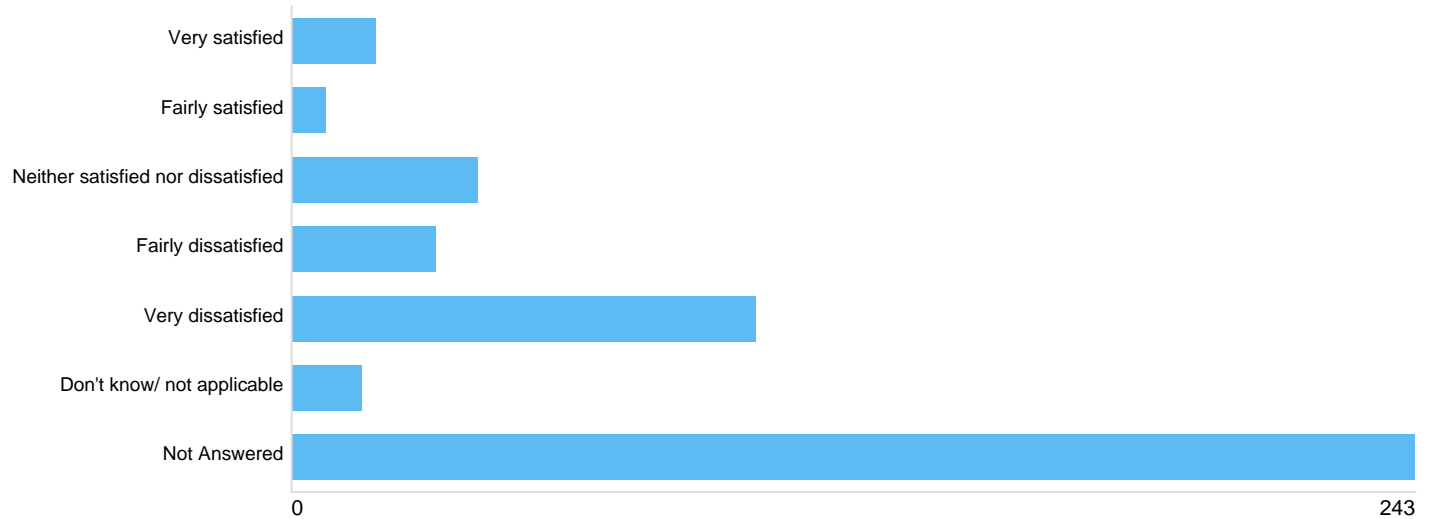
Option	Total	Percent
Very satisfied	17	3.74%
Fairly satisfied	4	0.88%
Neither satisfied nor dissatisfied	24	5.29%
Fairly dissatisfied	32	7.05%
Very dissatisfied	121	26.65%
Don't know/ not applicable	12	2.64%
Not Answered	244	53.74%

**Christmas Festival: Satisfaction level - Management of vehicle movement during the build up and breakdown of the event**



Option	Total	Percent
Very satisfied	18	3.96%
Fairly satisfied	12	2.64%
Neither satisfied nor dissatisfied	32	7.05%
Fairly dissatisfied	25	5.51%
Very dissatisfied	108	23.79%
Don't know/ not applicable	17	3.74%
Not Answered	242	53.30%

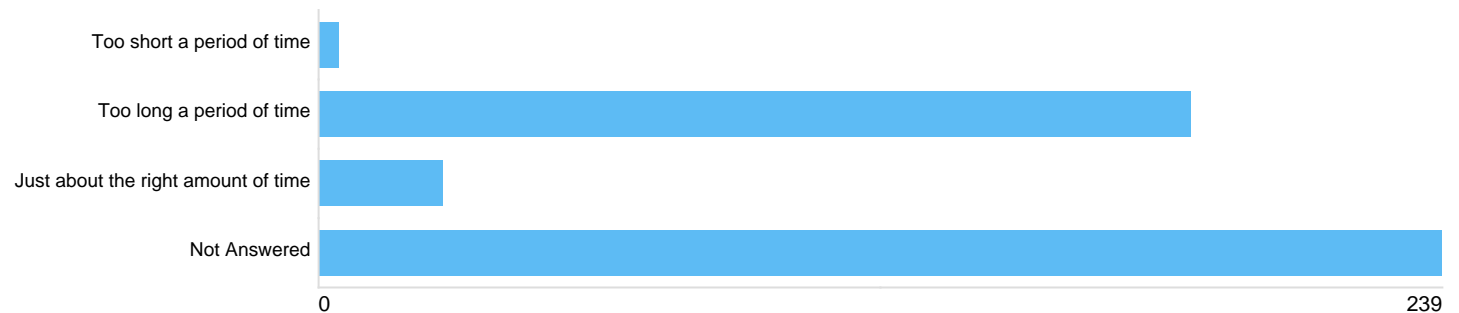
**Christmas Festival: Satisfaction level - Management of traffic around the site during the event**



Option	Total	Percent
Very satisfied	18	3.96%
Fairly satisfied	7	1.54%
Neither satisfied nor dissatisfied	40	8.81%
Fairly dissatisfied	31	6.83%
Very dissatisfied	100	22.03%
Don't know/ not applicable	15	3.30%
Not Answered	243	53.52%

**Question 2: Do you feel the event was on site for:**

**Christmas Festival: Length of event**



Option	Total	Percent
Too short a period of time	4	0.88%
Too long a period of time	185	40.75%
Just about the right amount of time	26	5.73%
Not Answered	239	52.64%


**Question 3: Do you have any other comments on the event?**

**Christmas Festival: Any other comments**

There were 171 responses to this part of the question.


**Question 1: How satisfied or dissatisfied were you with:**

**Hogmanay: Satisfaction level - The cleanliness/ litter levels on the site during the event**




Option	Total	Percent
Very satisfied	8	1.76%
Fairly satisfied	5	1.10%
Neither satisfied nor dissatisfied	9	1.98%
Fairly dissatisfied	18	3.96%
Very dissatisfied	45	9.91%
Don't know/ not applicable	9	1.98%
Not Answered	360	79.30%

**Hogmanay: Satisfaction level - Noise levels generated by the event**




Option	Total	Percent
Very satisfied	7	1.54%
Fairly satisfied	9	1.98%
Neither satisfied nor dissatisfied	11	2.42%
Fairly dissatisfied	11	2.42%
Very dissatisfied	49	10.79%
Don't know/ not applicable	6	1.32%
Not Answered	361	79.52%

**Hogmanay: Satisfaction level - Clearing up after the event**




Option	Total	Percent
Very satisfied	8	1.76%
Fairly satisfied	11	2.42%
Neither satisfied nor dissatisfied	9	1.98%
Fairly dissatisfied	19	4.19%
Very dissatisfied	39	8.59%
Don't know/ not applicable	8	1.76%
Not Answered	360	79.30%

**Hogmanay: Satisfaction level - Management of vehicle movement during the build up and breakdown of the event**



Option	Total	Percent
Very satisfied	9	1.98%
Fairly satisfied	8	1.76%
Neither satisfied nor dissatisfied	8	1.76%
Fairly dissatisfied	12	2.64%
Very dissatisfied	49	10.79%
Don't know/ not applicable	9	1.98%
Not Answered	359	79.07%

**Hogmanay: Satisfaction level - Management of traffic around the site during the event**



Option	Total	Percent
Very satisfied	8	1.76%
Fairly satisfied	10	2.20%
Neither satisfied nor dissatisfied	4	0.88%
Fairly dissatisfied	14	3.08%
Very dissatisfied	49	10.79%
Don't know/ not applicable	10	2.20%
Not Answered	359	79.07%

**Question 2: Do you feel the event was on site for:**

**Hogmanay: Length of event**



Option	Total	Percent
Too short a period of time	4	0.88%
Too long a period of time	64	14.10%
Just about the right amount of time	26	5.73%
Not Answered	360	79.30%


**Question 3: Do you have any other comments on the event?**

**Hogmanay: Any other comments**

There were **62** responses to this part of the question.


**Question 1: How satisfied or dissatisfied were you with:**

**Heart and Soul: Satisfaction level - The cleanliness/ litter levels on the site during the event**




Option	Total	Percent
Very satisfied	4	0.88%
Fairly satisfied	2	0.44%
Neither satisfied nor dissatisfied	3	0.66%
Fairly dissatisfied	4	0.88%
Very dissatisfied	16	3.52%
Don't know/ not applicable	9	1.98%
Not Answered	416	91.63%

**Heart and Soul: Satisfaction level - Noise levels generated by the event**




Option	Total	Percent
Very satisfied	4	0.88%
Fairly satisfied	2	0.44%
Neither satisfied nor dissatisfied	3	0.66%
Fairly dissatisfied	2	0.44%
Very dissatisfied	19	4.19%
Don't know/ not applicable	9	1.98%
Not Answered	415	91.41%

**Heart and Soul: Satisfaction level - Clearing up after the event**



Option	Total	Percent
Very satisfied	5	1.10%
Fairly satisfied	1	0.22%
Neither satisfied nor dissatisfied	2	0.44%
Fairly dissatisfied	4	0.88%
Very dissatisfied	15	3.30%
Don't know/ not applicable	11	2.42%
Not Answered	416	91.63%


**Heart and Soul: Satisfaction level - Management of vehicle movement during the build up and breakdown of the event**





Option	Total	Percent
Very satisfied	5	1.10%
Fairly satisfied	2	0.44%
Neither satisfied nor dissatisfied	4	0.88%
Fairly dissatisfied	3	0.66%
Very dissatisfied	13	2.86%
Don't know/ not applicable	11	2.42%
Not Answered	416	91.63%

**Heart and Soul: Satisfaction level - Management of traffic around the site during the event**



Option	Total	Percent
Very satisfied	5	1.10%
Fairly satisfied	2	0.44%
Neither satisfied nor dissatisfied	4	0.88%
Fairly dissatisfied	4	0.88%
Very dissatisfied	11	2.42%
Don't know/ not applicable	10	2.20%
Not Answered	418	92.07%

**Question 2: Do you feel the event was on site for:**

**Heart and Soul: Length of event**



Option	Total	Percent
Too short a period of time	1	0.22%
Too long a period of time	20	4.41%
Just about the right amount of time	14	3.08%
Not Answered	419	92.29%


**Question 3: Do you have any other comments on the event?**

**Heart and Soul: Any other comments**

There were 17 responses to this part of the question.


**Question 1: How satisfied or dissatisfied were you with:**

**Summer Festival Wheel: Satisfaction level - The cleanliness/ litter levels on the site during the event**




Option	Total	Percent
Very satisfied	4	0.88%
Fairly satisfied	0	0%
Neither satisfied nor dissatisfied	14	3.08%
Fairly dissatisfied	11	2.42%
Very dissatisfied	47	10.35%
Don't know/ not applicable	8	1.76%
Not Answered	370	81.50%

**Summer Festival Wheel: Satisfaction level - Noise levels generated by the event**




Option	Total	Percent
Very satisfied	4	0.88%
Fairly satisfied	1	0.22%
Neither satisfied nor dissatisfied	13	2.86%
Fairly dissatisfied	8	1.76%
Very dissatisfied	51	11.23%
Don't know/ not applicable	7	1.54%
Not Answered	370	81.50%

**Summer Festival Wheel: Satisfaction level - Clearing up after the event**




Option	Total	Percent
Very satisfied	4	0.88%
Fairly satisfied	0	0%
Neither satisfied nor dissatisfied	7	1.54%
Fairly dissatisfied	13	2.86%
Very dissatisfied	51	11.23%
Don't know/ not applicable	8	1.76%
Not Answered	371	81.72%

**Summer Festival Wheel: Satisfaction level - Management of vehicle movement during the build up and breakdown of the event**



Option	Total	Percent
Very satisfied	4	0.88%
Fairly satisfied	2	0.44%
Neither satisfied nor dissatisfied	11	2.42%
Fairly dissatisfied	8	1.76%
Very dissatisfied	45	9.91%
Don't know/ not applicable	12	2.64%
Not Answered	372	81.94%

**Summer Festival Wheel: Satisfaction level - Management of traffic around the site during the event**



Option	Total	Percent
Very satisfied	4	0.88%
Fairly satisfied	1	0.22%
Neither satisfied nor dissatisfied	10	2.20%
Fairly dissatisfied	8	1.76%
Very dissatisfied	48	10.57%
Don't know/ not applicable	12	2.64%
Not Answered	371	81.72%

**Question 2: Do you feel the event was on site for:**

**Summer Festival Wheel: Length of event**



Option	Total	Percent
Too short a period of time	3	0.66%
Too long a period of time	77	16.96%
Just about the right amount of time	3	0.66%
Not Answered	371	81.72%


**Question 3: Do you have any other comments on the event?**

**Summer Festival Wheel: Any other comments**

There were 63 responses to this part of the question.


**Question 1: How satisfied or dissatisfied were you with:**

**Summer Sessions: Satisfaction level - The cleanliness/ litter levels on the site during the event**




Option	Total	Percent
Very satisfied	12	2.64%
Fairly satisfied	9	1.98%
Neither satisfied nor dissatisfied	10	2.20%
Fairly dissatisfied	15	3.30%
Very dissatisfied	39	8.59%
Don't know/ not applicable	10	2.20%
Not Answered	359	79.07%

**Summer Sessions: Satisfaction level - Noise levels generated by the event**




Option	Total	Percent
Very satisfied	12	2.64%
Fairly satisfied	11	2.42%
Neither satisfied nor dissatisfied	4	0.88%
Fairly dissatisfied	13	2.86%
Very dissatisfied	51	11.23%
Don't know/ not applicable	7	1.54%
Not Answered	356	78.41%

**Summer Sessions: Satisfaction level - Clearing up after the event**




Option	Total	Percent
Very satisfied	14	3.08%
Fairly satisfied	9	1.98%
Neither satisfied nor dissatisfied	8	1.76%
Fairly dissatisfied	12	2.64%
Very dissatisfied	42	9.25%
Don't know/ not applicable	11	2.42%
Not Answered	358	78.85%

**Summer Sessions: Satisfaction level - Management of vehicle movement during the build up and breakdown of the event**



Option	Total	Percent
Very satisfied	14	3.08%
Fairly satisfied	5	1.10%
Neither satisfied nor dissatisfied	9	1.98%
Fairly dissatisfied	12	2.64%
Very dissatisfied	46	10.13%
Don't know/ not applicable	11	2.42%
Not Answered	357	78.63%

**Summer Sessions: Satisfaction level - Management of traffic around the site during the event**



Option	Total	Percent
Very satisfied	14	3.08%
Fairly satisfied	5	1.10%
Neither satisfied nor dissatisfied	8	1.76%
Fairly dissatisfied	13	2.86%
Very dissatisfied	45	9.91%
Don't know/ not applicable	13	2.86%
Not Answered	356	78.41%

**Question 2: Do you feel the event was on site for:**

**Summer sessions: Length of event**



Option	Total	Percent
Too short a period of time	3	0.66%
Too long a period of time	74	16.30%
Just about the right amount of time	21	4.63%
Not Answered	356	78.41%


**Question 3: Do you have any other comments on the event?**

**Summer Sessions: Any other comments**

There were 74 responses to this part of the question.


**Question 1: How satisfied or dissatisfied were you with:**

**Virgin Money Fireworks Concert: Satisfaction level - The cleanliness/ litter levels on the site during the event**



Option	Total	Percent
Very satisfied	18	3.96%
Fairly satisfied	10	2.20%
Neither satisfied nor dissatisfied	13	2.86%
Fairly dissatisfied	4	0.88%
Very dissatisfied	17	3.74%
Don't know/ not applicable	6	1.32%
Not Answered	386	85.02%


**Virgin Money Fireworks Concert: Satisfaction level - Noise levels generated by the event**






Option	Total	Percent
Very satisfied	20	4.41%
Fairly satisfied	7	1.54%
Neither satisfied nor dissatisfied	9	1.98%
Fairly dissatisfied	5	1.10%
Very dissatisfied	26	5.73%
Don't know/ not applicable	0	0%
Not Answered	387	85.24%

**Virgin Money Fireworks Concert: Satisfaction level - Clearing up after the event**




Option	Total	Percent
Very satisfied	19	4.19%
Fairly satisfied	8	1.76%
Neither satisfied nor dissatisfied	12	2.64%
Fairly dissatisfied	6	1.32%
Very dissatisfied	17	3.74%
Don't know/ not applicable	6	1.32%
Not Answered	386	85.02%

**Virgin Money Fireworks Concert: Satisfaction level - Management of vehicle movement during the build up and breakdown of the event**



Option	Total	Percent
Very satisfied	18	3.96%
Fairly satisfied	7	1.54%
Neither satisfied nor dissatisfied	15	3.30%
Fairly dissatisfied	7	1.54%
Very dissatisfied	16	3.52%
Don't know/ not applicable	6	1.32%
Not Answered	385	84.80%

**Virgin Money Fireworks Concert: Satisfaction level - Management of traffic around the site during the event**



Option	Total	Percent
Very satisfied	18	3.96%
Fairly satisfied	8	1.76%
Neither satisfied nor dissatisfied	17	3.74%
Fairly dissatisfied	3	0.66%
Very dissatisfied	18	3.96%
Don't know/ not applicable	5	1.10%
Not Answered	385	84.80%

**Question 2: Do you feel the event was on site for:**

**Virgin Money Fireworks Concert: Length of event**



Option	Total	Percent
Too short a period of time	2	0.44%
Too long a period of time	25	5.51%
Just about the right amount of time	40	8.81%
Not Answered	387	85.24%


**Question 3: Do you have any other comments on the event?**

**Virgin Money Fireworks Concert: Any other comments**

There were 36 responses to this part of the question.


**Question 1: How satisfied or dissatisfied were you with:**

**Fly Open Air Festival: Satisfaction level - The cleanliness/ litter levels on the site during the event**




Option	Total	Percent
Very satisfied	154	33.92%
Fairly satisfied	14	3.08%
Neither satisfied nor dissatisfied	2	0.44%
Fairly dissatisfied	8	1.76%
Very dissatisfied	23	5.07%
Don't know/ not applicable	13	2.86%
Not Answered	240	52.86%

**Fly Open Air Festival: Satisfaction level - Noise levels generated by the event**




Option	Total	Percent
Very satisfied	156	34.36%
Fairly satisfied	6	1.32%
Neither satisfied nor dissatisfied	4	0.88%
Fairly dissatisfied	3	0.66%
Very dissatisfied	36	7.93%
Don't know/ not applicable	8	1.76%
Not Answered	241	53.08%

**Fly Open Air Festival: Satisfaction level - Clearing up after the event**




Option	Total	Percent
Very satisfied	152	33.48%
Fairly satisfied	11	2.42%
Neither satisfied nor dissatisfied	3	0.66%
Fairly dissatisfied	7	1.54%
Very dissatisfied	26	5.73%
Don't know/ not applicable	10	2.20%
Not Answered	245	53.96%

**Fly Open Air Festival: Satisfaction level - Management of vehicle movement during the build up and breakdown of the event**



Option	Total	Percent
Very satisfied	148	32.60%
Fairly satisfied	9	1.98%
Neither satisfied nor dissatisfied	7	1.54%
Fairly dissatisfied	5	1.10%
Very dissatisfied	25	5.51%
Don't know/ not applicable	18	3.96%
Not Answered	242	53.30%

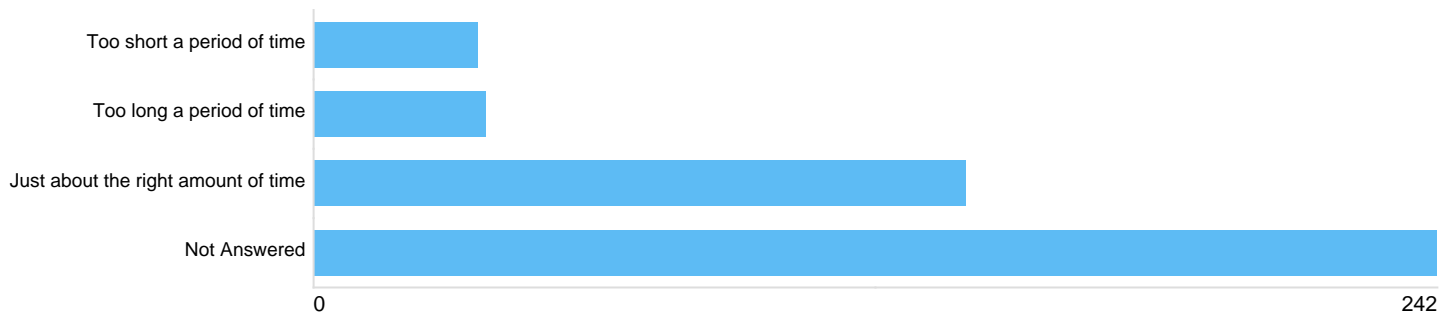
**Fly Open Air Festival: Satisfaction level - Management of traffic around the site during the event**



Option	Total	Percent
Very satisfied	150	33.04%
Fairly satisfied	10	2.20%
Neither satisfied nor dissatisfied	6	1.32%
Fairly dissatisfied	9	1.98%
Very dissatisfied	22	4.85%
Don't know/ not applicable	15	3.30%
Not Answered	242	53.30%

**Question 2: Do you feel the event was on site for:**

**Fly Open Air Festival: Length of event**



Option	Total	Percent
Too short a period of time	35	7.71%
Too long a period of time	37	8.15%
Just about the right amount of time	140	30.84%
Not Answered	242	53.30%


**Question 3: Do you have any other comments on the event?**

**Fly Open Air Festival: Any other comments**

There were 135 responses to this part of the question.


**Question 1: How satisfied or dissatisfied were you with:**

**Gandey's Circus: Satisfaction level - The cleanliness/ litter levels on the site during the event**




Option	Total	Percent
Very satisfied	6	1.32%
Fairly satisfied	1	0.22%
Neither satisfied nor dissatisfied	1	0.22%
Fairly dissatisfied	0	0%
Very dissatisfied	3	0.66%
Don't know/ not applicable	8	1.76%
Not Answered	435	95.81%

**Gandey's Circus: Satisfaction level - Noise levels generated by the event**




Option	Total	Percent
Very satisfied	6	1.32%
Fairly satisfied	1	0.22%
Neither satisfied nor dissatisfied	1	0.22%
Fairly dissatisfied	0	0%
Very dissatisfied	3	0.66%
Don't know/ not applicable	8	1.76%
Not Answered	435	95.81%

**Gandeys Circus: Satisfaction level - Clearing up after the event**




Option	Total	Percent
Very satisfied	5	1.10%
Fairly satisfied	2	0.44%
Neither satisfied nor dissatisfied	1	0.22%
Fairly dissatisfied	0	0%
Very dissatisfied	3	0.66%
Don't know/ not applicable	8	1.76%
Not Answered	435	95.81%

**Gandeys Circus: Satisfaction level - Management of vehicle movement during the build up and breakdown of the event**



Option	Total	Percent
Very satisfied	6	1.32%
Fairly satisfied	1	0.22%
Neither satisfied nor dissatisfied	2	0.44%
Fairly dissatisfied	0	0%
Very dissatisfied	2	0.44%
Don't know/ not applicable	8	1.76%
Not Answered	435	95.81%

**Gandeys Circus: Satisfaction level - Management of traffic around the site during the event**



Option	Total	Percent
Very satisfied	6	1.32%
Fairly satisfied	1	0.22%
Neither satisfied nor dissatisfied	2	0.44%
Fairly dissatisfied	1	0.22%
Very dissatisfied	1	0.22%
Don't know/ not applicable	7	1.54%
Not Answered	436	96.04%

**Question 2: Do you feel the event was on site for:**

**Gandeys Circus: Length of event**





Option	Total	Percent
Too short a period of time	3	0.66%
Too long a period of time	5	1.10%
Just about the right amount of time	8	1.76%
Not Answered	438	96.48%


**Question 3: Do you have any other comments on the event?**

**Gandey's Circus: Any other comments**

There were 6 responses to this part of the question.


**Question 1: How satisfied or dissatisfied were you with:**

**Colour Bomb Carnival: Satisfaction level - The cleanliness/ litter levels on the site during the event**




Option	Total	Percent
Very satisfied	2	0.44%
Fairly satisfied	3	0.66%
Neither satisfied nor dissatisfied	2	0.44%
Fairly dissatisfied	0	0%
Very dissatisfied	2	0.44%
Don't know/ not applicable	8	1.76%
Not Answered	437	96.26%

**Colour Bomb Carnival: Satisfaction level - Noise levels generated by the event**




Option	Total	Percent
Very satisfied	3	0.66%
Fairly satisfied	3	0.66%
Neither satisfied nor dissatisfied	2	0.44%
Fairly dissatisfied	0	0%
Very dissatisfied	2	0.44%
Don't know/ not applicable	7	1.54%
Not Answered	437	96.26%

**Colour Bomb Carnival: Satisfaction level - Clearing up after the event**




Option	Total	Percent
Very satisfied	3	0.66%
Fairly satisfied	3	0.66%
Neither satisfied nor dissatisfied	1	0.22%
Fairly dissatisfied	0	0%
Very dissatisfied	3	0.66%
Don't know/ not applicable	7	1.54%
Not Answered	437	96.26%

**Colour Bomb Carnival: Satisfaction level - Management of vehicle movement during the build up and breakdown of the event**



Option	Total	Percent
Very satisfied	3	0.66%
Fairly satisfied	3	0.66%
Neither satisfied nor dissatisfied	2	0.44%
Fairly dissatisfied	0	0%
Very dissatisfied	2	0.44%
Don't know/ not applicable	7	1.54%
Not Answered	437	96.26%

**Colour Bomb Carnival: Satisfaction level - Management of traffic around the site during the event**



Option	Total	Percent
Very satisfied	4	0.88%
Fairly satisfied	2	0.44%
Neither satisfied nor dissatisfied	3	0.66%
Fairly dissatisfied	1	0.22%
Very dissatisfied	0	0%
Don't know/ not applicable	7	1.54%
Not Answered	437	96.26%

**Question 2: Do you feel the event was on site for:**

**Colour Bomb Carnival: Length of event**



Option	Total	Percent
Too short a period of time	1	0.22%
Too long a period of time	4	0.88%
Just about the right amount of time	10	2.20%
Not Answered	439	96.70%

**Question 3: Do you have any other comments on the event?**

**Colour Bomb Carnival: Any other comments**

There were **8** responses to this part of the question.

**Question 1: What event would you like to comment on?**

**What event would you like to comment on?**

There were **38** responses to this part of the question.


**Question 2: Where and when did the event take place?**

**Where and when did the event take place?**

There were **39** responses to this part of the question.


**Question 3: How satisfied or dissatisfied were you with:**

**Other event: Satisfaction level - The cleanliness/ litter levels on the site during the event**




Option	Total	Percent
Very satisfied	6	1.32%
Fairly satisfied	1	0.22%
Neither satisfied nor dissatisfied	1	0.22%
Fairly dissatisfied	6	1.32%
Very dissatisfied	16	3.52%
Don't know/ not applicable	6	1.32%
Not Answered	418	92.07%

**Other event: Satisfaction level - Noise levels generated by the event**




Option	Total	Percent
Very satisfied	6	1.32%
Fairly satisfied	1	0.22%
Neither satisfied nor dissatisfied	4	0.88%
Fairly dissatisfied	5	1.10%
Very dissatisfied	15	3.30%
Don't know/ not applicable	5	1.10%
Not Answered	418	92.07%

**Other event: Satisfaction level - Clearing up after the event**




Option	Total	Percent
Very satisfied	6	1.32%
Fairly satisfied	1	0.22%
Neither satisfied nor dissatisfied	2	0.44%
Fairly dissatisfied	3	0.66%
Very dissatisfied	15	3.30%
Don't know/ not applicable	9	1.98%
Not Answered	418	92.07%

**Other event: Satisfaction level - Management of vehicle movement during the build up and breakdown of the event**



Option	Total	Percent
Very satisfied	3	0.66%
Fairly satisfied	1	0.22%
Neither satisfied nor dissatisfied	3	0.66%
Fairly dissatisfied	2	0.44%
Very dissatisfied	18	3.96%
Don't know/ not applicable	9	1.98%
Not Answered	418	92.07%

**Other event: Satisfaction level - Management of traffic around the site during the event**



Option	Total	Percent
Very satisfied	4	0.88%
Fairly satisfied	1	0.22%
Neither satisfied nor dissatisfied	4	0.88%
Fairly dissatisfied	0	0%
Very dissatisfied	19	4.19%
Don't know/ not applicable	8	1.76%
Not Answered	418	92.07%

**Question 4: Do you feel the event was on site for:**

**Other event: Length of event**



Option	Total	Percent
Too short a period of time	2	0.44%
Too long a period of time	22	4.85%
Just about the right amount of time	12	2.64%
Not Answered	418	92.07%


**Question 5: Do you have any other comments on the event?**

**Other event: Any other comments**

There were 33 responses to this part of the question.

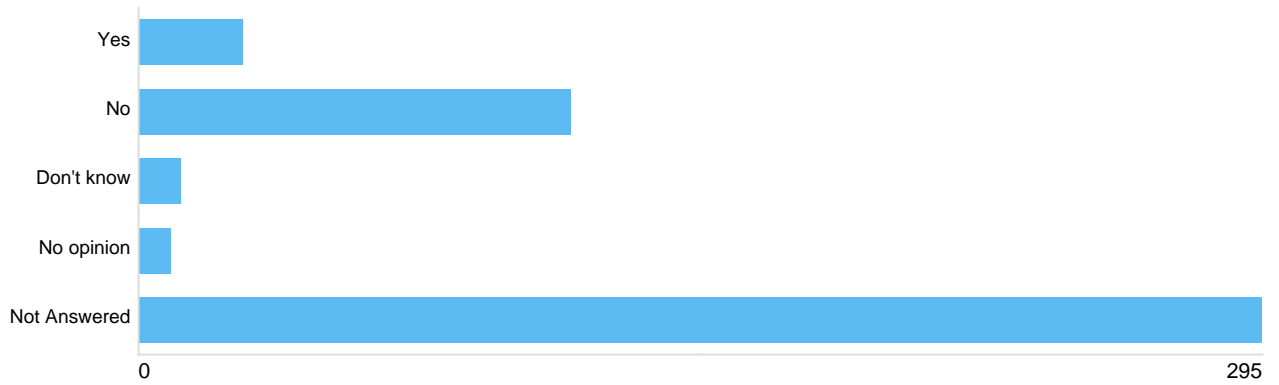
**Question 1: Would you be in favour of the procurement of two events at the following parks?**

**Would you be in favour of procuring two events at the following parks? - Sighthill Park**



Option	Total	Percent
Yes	46	10.13%
No	48	10.57%
Don't know	28	6.17%
No opinion	35	7.71%
Not Answered	297	65.42%

**Would you be in favour of procuring two events at the following parks? - Calton Hill**



Option	Total	Percent
Yes	27	5.95%
No	113	24.89%
Don't know	11	2.42%
No opinion	8	1.76%
Not Answered	295	64.98%

**Would you be in favour of procuring two events at the following parks? - Gyle Park**





Option	Total	Percent
Yes	44	9.69%
No	48	10.57%
Don't know	34	7.49%
No opinion	31	6.83%
Not Answered	297	65.42%

**Would you be in favour of procuring two events at the following parks? - Leith Links**



Option	Total	Percent
Yes	53	11.67%
No	69	15.20%
Don't know	21	4.63%
No opinion	16	3.52%
Not Answered	295	64.98%


**Question 2: What time of year do you think is appropriate to hold each of the events in Sighthill Park?**

**What time of year do you think is appropriate to hold each of the events in [park name]? - January / February**



Option	Total	Percent
First event	9	1.98%
Second event	1	0.22%
Do not hold an event	54	11.89%
Not Answered	390	85.90%

**What time of year do you think is appropriate to hold each of the events in [park name]? - February / March**



Option	Total	Percent
First event	4	0.88%
Second event	3	0.66%
Do not hold an event	54	11.89%
Not Answered	393	86.56%

**What time of year do you think is appropriate to hold each of the events in [park name]? - March / April**



Option	Total	Percent
First event	12	2.64%
Second event	1	0.22%
Do not hold an event	54	11.89%
Not Answered	387	85.24%

**What time of year do you think is appropriate to hold each of the events in [park name]? - April / May**



Option	Total	Percent
First event	19	4.19%
Second event	1	0.22%
Do not hold an event	51	11.23%
Not Answered	383	84.36%

**What time of year do you think is appropriate to hold each of the events in [park name]? - May / June**



Option	Total	Percent
First event	15	3.30%
Second event	3	0.66%
Do not hold an event	53	11.67%
Not Answered	383	84.36%

**What time of year do you think is appropriate to hold each of the events in [park name]? - June / July**




Option	Total	Percent
First event	15	3.30%
Second event	6	1.32%
Do not hold an event	52	11.45%
Not Answered	381	83.92%

**What time of year do you think is appropriate to hold each of the events in [park name]? - July / August**



Option	Total	Percent
First event	11	2.42%
Second event	8	1.76%
Do not hold an event	55	12.11%
Not Answered	380	83.70%

**What time of year do you think is appropriate to hold each of the events in [park name]? - August / September**



Option	Total	Percent
First event	9	1.98%
Second event	8	1.76%
Do not hold an event	54	11.89%
Not Answered	383	84.36%

**What time of year do you think is appropriate to hold each of the events in [park name]? - September / October**




Option	Total	Percent
First event	5	1.10%
Second event	7	1.54%
Do not hold an event	53	11.67%
Not Answered	389	85.68%

**What time of year do you think is appropriate to hold each of the events in [park name]? - October / November**



Option	Total	Percent
First event	3	0.66%
Second event	3	0.66%
Do not hold an event	53	11.67%
Not Answered	395	87.00%

**What time of year do you think is appropriate to hold each of the events in [park name]? - November / December**



Option	Total	Percent
First event	3	0.66%
Second event	6	1.32%
Do not hold an event	53	11.67%
Not Answered	392	86.34%

**Question 3: What time of year do you think is appropriate to hold each of the events on Calton Hill (these proposed events will be in addition to and not replace the existing Beltane and Dusherra Festivals)**

*What time of year do you think is appropriate to hold each of the events in [park name]? - January / February*



Option	Total	Percent
First event	13	2.86%
Second event	2	0.44%
Do not hold an event	79	17.40%
Not Answered	360	79.30%

*What time of year do you think is appropriate to hold each of the events in [park name]? - February / March*



Option	Total	Percent
First event	5	1.10%
Second event	4	0.88%
Do not hold an event	82	18.06%
Not Answered	363	79.96%

*What time of year do you think is appropriate to hold each of the events in [park name]? - March / April*



Option	Total	Percent
First event	7	1.54%
Second event	2	0.44%
Do not hold an event	90	19.82%
Not Answered	355	78.19%

**What time of year do you think is appropriate to hold each of the events in [park name]? - April / May**




Option	Total	Percent
First event	13	2.86%
Second event	3	0.66%
Do not hold an event	86	18.94%
Not Answered	352	77.53%

**What time of year do you think is appropriate to hold each of the events in [park name]? - May / June**



Option	Total	Percent
First event	10	2.20%
Second event	2	0.44%
Do not hold an event	84	18.50%
Not Answered	358	78.85%

**What time of year do you think is appropriate to hold each of the events in [park name]? - June / July**



Option	Total	Percent
First event	10	2.20%
Second event	6	1.32%
Do not hold an event	80	17.62%
Not Answered	358	78.85%

**What time of year do you think is appropriate to hold each of the events in [park name]? - July / August**



Option	Total	Percent
First event	10	2.20%
Second event	5	1.10%
Do not hold an event	84	18.50%
Not Answered	355	78.19%

**What time of year do you think is appropriate to hold each of the events in [park name]? - August / September**



Option	Total	Percent
First event	6	1.32%
Second event	8	1.76%
Do not hold an event	89	19.60%
Not Answered	351	77.31%

**What time of year do you think is appropriate to hold each of the events in [park name]? - September / October**



Option	Total	Percent
First event	3	0.66%
Second event	7	1.54%
Do not hold an event	89	19.60%
Not Answered	355	78.19%

**What time of year do you think is appropriate to hold each of the events in [park name]? - October / November**



Option	Total	Percent
First event	4	0.88%
Second event	6	1.32%
Do not hold an event	88	19.38%
Not Answered	356	78.41%

**What time of year do you think is appropriate to hold each of the events in [park name]? - November / December**



Option	Total	Percent
First event	5	1.10%
Second event	5	1.10%
Do not hold an event	81	17.84%
Not Answered	363	79.96%

**Question 4: What time of year do you think is appropriate to hold each of the events in Gyle Park?**

**What time of year do you think is appropriate to hold each of the events in [park name]? - January / February**






Option	Total	Percent
First event	7	1.54%
Second event	1	0.22%
Do not hold an event	55	12.11%
Not Answered	391	86.12%

**What time of year do you think is appropriate to hold each of the events in [park name]? - February / March**




Option	Total	Percent
First event	7	1.54%
Second event	3	0.66%
Do not hold an event	51	11.23%
Not Answered	393	86.56%

**What time of year do you think is appropriate to hold each of the events in [park name]? - March / April**



Option	Total	Percent
First event	11	2.42%
Second event	0	0%
Do not hold an event	50	11.01%
Not Answered	393	86.56%

**What time of year do you think is appropriate to hold each of the events in [park name]? - April / May**



Option	Total	Percent
First event	12	2.64%
Second event	3	0.66%
Do not hold an event	50	11.01%
Not Answered	389	85.68%

**What time of year do you think is appropriate to hold each of the events in [park name]? - May / June**



Option	Total	Percent
First event	10	2.20%
Second event	5	1.10%
Do not hold an event	50	11.01%
Not Answered	389	85.68%

**What time of year do you think is appropriate to hold each of the events in [park name]? - June / July**



Option	Total	Percent
First event	10	2.20%
Second event	7	1.54%
Do not hold an event	52	11.45%
Not Answered	385	84.80%

**What time of year do you think is appropriate to hold each of the events in [park name]? - July / August**



Option	Total	Percent
First event	9	1.98%
Second event	5	1.10%
Do not hold an event	54	11.89%
Not Answered	386	85.02%

**What time of year do you think is appropriate to hold each of the events in [park name]? - August / September**




Option	Total	Percent
First event	7	1.54%
Second event	5	1.10%
Do not hold an event	54	11.89%
Not Answered	388	85.46%

**What time of year do you think is appropriate to hold each of the events in [park name]? - September / October**



Option	Total	Percent
First event	4	0.88%
Second event	4	0.88%
Do not hold an event	53	11.67%
Not Answered	393	86.56%

**What time of year do you think is appropriate to hold each of the events in [park name]? - October / November**



Option	Total	Percent
First event	3	0.66%
Second event	5	1.10%
Do not hold an event	52	11.45%
Not Answered	394	86.78%

**What time of year do you think is appropriate to hold each of the events in [park name]? - November / December**



Option	Total	Percent
First event	3	0.66%
Second event	5	1.10%
Do not hold an event	52	11.45%
Not Answered	394	86.78%

**Question 5: What time of year do you think is appropriate to hold each of the events on Leith Links?**

**What time of year do you think is appropriate to hold each of the events in [park name]? - January / February**



Option	Total	Percent
First event	11	2.42%
Second event	2	0.44%
Do not hold an event	63	13.88%
Not Answered	378	83.26%

**What time of year do you think is appropriate to hold each of the events in [park name]? - February / March**



Option	Total	Percent
First event	6	1.32%
Second event	2	0.44%
Do not hold an event	62	13.66%
Not Answered	384	84.58%

**What time of year do you think is appropriate to hold each of the events in [park name]? - March / April**




Option	Total	Percent
First event	7	1.54%
Second event	1	0.22%
Do not hold an event	62	13.66%
Not Answered	384	84.58%

**What time of year do you think is appropriate to hold each of the events in [park name]? - April / May**



Option	Total	Percent
First event	15	3.30%
Second event	1	0.22%
Do not hold an event	58	12.78%
Not Answered	380	83.70%

**What time of year do you think is appropriate to hold each of the events in [park name]? - May / June**



Option	Total	Percent
First event	18	3.96%
Second event	1	0.22%
Do not hold an event	59	13.00%
Not Answered	376	82.82%

**What time of year do you think is appropriate to hold each of the events in [park name]? - June / July**




Option	Total	Percent
First event	18	3.96%
Second event	4	0.88%
Do not hold an event	62	13.66%
Not Answered	370	81.50%

**What time of year do you think is appropriate to hold each of the events in [park name]? - July / August**



Option	Total	Percent
First event	16	3.52%
Second event	9	1.98%
Do not hold an event	61	13.44%
Not Answered	368	81.06%

**What time of year do you think is appropriate to hold each of the events in [park name]? - August / September**




Option	Total	Percent
First event	12	2.64%
Second event	6	1.32%
Do not hold an event	64	14.10%
Not Answered	372	81.94%

**What time of year do you think is appropriate to hold each of the events in [park name]? - September / October**




Option	Total	Percent
First event	7	1.54%
Second event	6	1.32%
Do not hold an event	60	13.22%
Not Answered	381	83.92%

**What time of year do you think is appropriate to hold each of the events in [park name]? - October / November**



Option	Total	Percent
First event	6	1.32%
Second event	4	0.88%
Do not hold an event	61	13.44%
Not Answered	383	84.36%

**What time of year do you think is appropriate to hold each of the events in [park name]? - November / December**



Option	Total	Percent
First event	6	1.32%
Second event	4	0.88%
Do not hold an event	61	13.44%
Not Answered	382	84.36%

Option	Total	Percent
First event	6	1.32%
Second event	5	1.10%
Do not hold an event	61	13.44%
Not Answered	382	84.14%

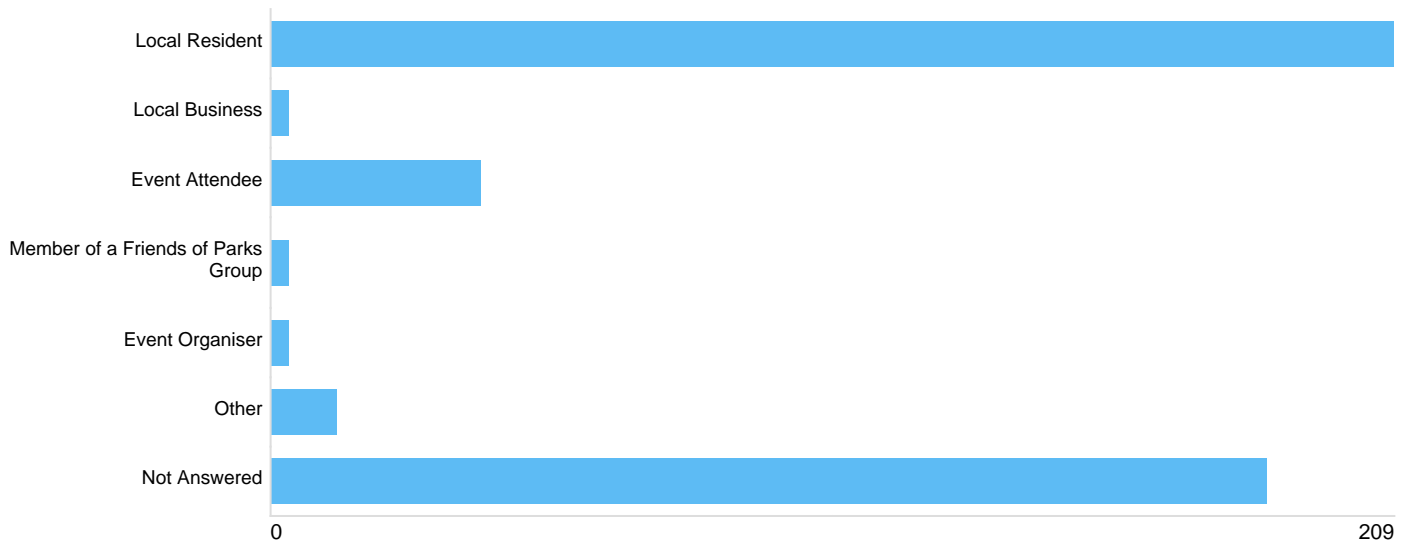
**Question 6: Do you have any further comments?**

**Other Comments**

There were **118** responses to this part of the question.

**Question 1: Which of the following applies to you?**

**Respondent Type**



Option	Total	Percent
Local Resident	209	46.04%
Local Business	3	0.66%
Event Attendee	39	8.59%
Member of a Friends of Parks Group	3	0.66%
Event Organiser	3	0.66%
Other	12	2.64%
Not Answered	185	40.75%

**(Please specify)**

There were **27** responses to this part of the question.